

Graduate Enrolled Student Survey 2022
Public Document

Intro

The purpose of the questionnaire is to solicit information about your experience as a graduate student at Princeton. This information will be combined with other university data and used for administrative and graduate policy purposes. Your responses will help inform on-going efforts to improve and strengthen Princeton graduate education and graduate student support, and be available to the Graduate School, your department, and University offices that serve graduate students.

Any findings based on this survey will be reported in a manner that does not directly identify individuals. Information that you provide in this survey does not constitute an official report to Princeton University. Should you have immediate issues, concerns, or complaints that you would like to report to the University, please contact the Graduate School. The survey takes from 25 to 30 minutes to complete. It is completely voluntary and you may skip questions that you are not inclined to answer (but we hope that you will do your best to answer all the questions that are relevant to you). If you have any questions or concerns about the

Graduate Enrolled Student Survey 2022

Public Document

survey please contact: Jed Marsh Vice Provost for Institutional Research 223 Nassau Hall
Princeton Universityjmarsh@princeton.edu Thank you in advance for your cooperation and participation.

Graduate Enrolled Student Survey 2022
Public Document

End of Block: Introduction

Start of Block: Overall Experience (S1)

Display This Question:

If Device Type Is Not Mobile

P1_1

Academic Support
Wellbeing & Self

Overall Experience
Programs & Services

Mentoring
Community & Climate

Goals

S1H1 Overall Experience

X→

Graduate Enrolled Student Survey 2022

Public Document

S1Q1 Please rate each of the following aspects of your experience at Princeton.

	Excellent (5)	Very good (4)	Good (3)	Fair (2)	Poor (1)
Your overall experience at Princeton (S1Q1_1)	<input type="radio"/>	<input type="radio"/>	<input type="radio"/>	<input type="radio"/>	<input type="radio"/>
Your academic experience at Princeton (S1Q1_2)	<input type="radio"/>	<input type="radio"/>	<input type="radio"/>	<input type="radio"/>	<input type="radio"/>
Your student life experience at Princeton (S1Q1_3)	<input type="radio"/>	<input type="radio"/>	<input type="radio"/>	<input type="radio"/>	<input type="radio"/>



Graduate Enrolled Student Survey 2022

Public Document

S1Q2 Please rate each of the following aspects of your experience at Princeton.

	Excellent (5)	Very good (4)	Good (3)	Fair (2)	Poor (1)	No Experience (6)
Graduate student housing (S1Q2_1)	<input type="radio"/>	<input type="radio"/>	<input type="radio"/>	<input type="radio"/>	<input type="radio"/>	<input type="radio"/>
Social life (S1Q2_2)	<input type="radio"/>	<input type="radio"/>	<input type="radio"/>	<input type="radio"/>	<input type="radio"/>	<input type="radio"/>
Demographic diversity of the student body (S1Q2_3)	<input type="radio"/>	<input type="radio"/>	<input type="radio"/>	<input type="radio"/>	<input type="radio"/>	<input type="radio"/>
Demographic diversity of the faculty (S1Q2_4)	<input type="radio"/>	<input type="radio"/>	<input type="radio"/>	<input type="radio"/>	<input type="radio"/>	<input type="radio"/>
Cultural and performing arts programs (S1Q2_5)	<input type="radio"/>	<input type="radio"/>	<input type="radio"/>	<input type="radio"/>	<input type="radio"/>	<input type="radio"/>
Athletic and recreational activities (S1Q2_6)	<input type="radio"/>	<input type="radio"/>	<input type="radio"/>	<input type="radio"/>	<input type="radio"/>	<input type="radio"/>

Graduate Enrolled Student Survey 2022
Public Document

End of Block: Overall Experience (S1)

Start of Block: Intellectual Climate and Support (S2)

Display This Question:

If Device Type Is Not Mobile

P1_2

Academic Support
Wellbeing & Self

Overall Experience
Programs & Services

Mentoring
Community & Climate

Goals

S2H1 Intellectual Climate and Support



S2Q1 Please rate the intellectual environment of your department or program.

- ☐ Extremely engaging (5)
- ☐ Very engaging (4)
- ☐ Engaging (3)
- ☐ Slightly engaging (2)
- ☐ Not at all engaging (1)

Graduate Enrolled Student Survey 2022
Public Document



S2Q2 Please rate the level of support, in general, the faculty in your department or program provide to graduate students in your program.

- ☐ Very supportive (5)
- ☐ Somewhat supportive (4)
- ☐ Neutral (3)
- ☐ Somewhat unsupportive (2)
- ☐ Very unsupportive (1)



Graduate Enrolled Student Survey 2022

Public Document

S2Q3 Please rate the level of support, in general, the faculty in your department or program provide to **graduate students who have viewpoints or scholarly interests that are different than those of the faculty.**

- ☐ Very supportive (5)
- ☐ Somewhat supportive (4)
- ☐ Neutral (3)
- ☐ Somewhat unsupportive (2)
- ☐ Very unsupportive (1)

End of Block: Intellectual Climate and Support (S2)

Start of Block: Mentoring (S3)

Display This Question:

If Device Type Is Not Mobile

P2_1

Academic Support
Wellbeing & Self

Overall Experience
Programs & Services

Mentoring
Community & Climate

Goals

S3H1 Mentoring

Graduate Enrolled Student Survey 2022
Public Document



S3Q1 Please tell us your current status, by selecting one the following categories.

- ☐ I am a PhD student. I have completed the general examination. (1)
- ☐ I am a PhD student. I have **NOT** completed the general examination. (2)
- ☐ I am a Master's degree student. (3)



Graduate Enrolled Student Survey 2022

Public Document

S3Q2 Does your department or program provide graduate students with the following opportunities or resources?

Display This Choice:

If Please tell us your current status, by selecting one the following categories. != I am a PhD student. I have completed the general examination.

Display This Choice:

If Please tell us your current status, by selecting one the following categories. = I am a PhD student. I have NOT completed the general examination.

Display This Choice:

If Please tell us your current status, by selecting one the following categories. = I am a PhD student. I have NOT completed the general examination.

Display This Choice:

If Please tell us your current status, by selecting one the following categories. = I am a PhD student. I have NOT completed the general examination.

Display This Choice:

If Please tell us your current status, by selecting one the following categories. != I am a PhD student. I have completed the general examination.

Display This Choice:

If Please tell us your current status, by selecting one the following categories. = I am a PhD student. I have completed the general examination.

Display This Choice:

If Please tell us your current status, by selecting one the following categories. = I am a PhD student. I have completed the general examination.

Graduate Enrolled Student Survey 2022

Public Document

	Yes (1)	Available, did not utilize (2)	No, not available (3)
<p><i>Display This Choice:</i></p> <p><i>If Please tell us your current status, by selecting one the following categories. != I am a PhD student. I have completed the general examination.</i></p>	<input type="radio"/>	<input type="radio"/>	<input type="radio"/>
<p>An orientation to help you understand the process of completing your graduate degree. (S3Q2_1)</p>	<input type="radio"/>	<input type="radio"/>	<input type="radio"/>
<p>A written set of expectations about academic requirements and expected progress. (S3Q2_2)</p>	<input type="radio"/>	<input type="radio"/>	<input type="radio"/>
<p>A written assessment of your academic progress, in addition to course grades and exams, at least annually. (S3Q2_3)</p>	<input type="radio"/>	<input type="radio"/>	<input type="radio"/>

Graduate Enrolled Student Survey 2022
Public Document

An annual meeting
with your DGS and/or
other faculty to
assess your
academic progress.
(S3Q2_4)

A faculty adviser
(other than the DGS)
to provide you with
academic and non-
academic advice.
(S3Q2_5)

Display This Choice:

*If Please tell us
your current status, by
selecting one the
following categories. = I
am a PhD student. I
have
NOT
completed the general
examination.*

An organized system
to expose you to
faculty and their
current research
interests. (S3Q2_6)

<input type="radio"/>	<input type="radio"/>	<input type="radio"/>
<input type="radio"/>	<input type="radio"/>	<input type="radio"/>
<input type="radio"/>	<input type="radio"/>	<input type="radio"/>

Graduate Enrolled Student Survey 2022
Public Document

Display This Choice:

*If Please tell us
your current status, by
selecting one the
following categories. = I
am a PhD student. I
have
NOT
completed the general
examination.*

Early research
opportunities (e.g.,
laboratory rotations,
research
assistantships, or
faculty-advised pre-
generals research
projects or papers)
before you formally
commit to a
dissertation adviser.
(S3Q2_7)



Graduate Enrolled Student Survey 2022
Public Document

Display This Choice:

*If Please tell us
your current status, by
selecting one the
following categories. = I
am a PhD student. I
have
NOT
completed the general
examination.*

Encouragement to
fulfill pre-general
requirements with
several different
faculty members.
(S3Q2_8)

Encouragement to
explore informal
mentoring by
advanced graduate
students. (S3Q2_9)

Display This Choice:

*If Please tell us
your current status, by
selecting one the
following categories. != I
am a PhD student. I
have completed the
general examination.*

Advice on selecting
courses. (S3Q2_10)

<input type="radio"/>	<input type="radio"/>	<input type="radio"/>
<input type="radio"/>	<input type="radio"/>	<input type="radio"/>
<input type="radio"/>	<input type="radio"/>	<input type="radio"/>

Graduate Enrolled Student Survey 2022
Public Document

Display This Choice:

*If Please tell us
your current status, by
selecting one the
following categories. = I
am a PhD student. I
have completed the
general examination.*

Faculty members
beyond your primary
adviser who support
your academic work
and oversee your
progress in a formal
capacity. (S3Q2_11)



Graduate Enrolled Student Survey 2022
Public Document

Display This Choice:

*If Please tell us
your current status, by
selecting one the
following categories. = I
am a PhD student. I
have completed the
general examination.*

An annual meeting
with your graduate
committee and/or
additional faculty
members beyond
your primary adviser
to receive feedback
on your work and
assess your
academic and
research progress
(S3Q2_12)



Display This Question:

*If Does your department or program provide graduate students with the following opportunities or re... = An orientation to help you
understand the process of completing your graduate degree. [Yes]*



Graduate Enrolled Student Survey 2022

Public Document

S3Q3_1 How effective was the **orientation** to help you understand the process of completing your graduate degree?

- ☐ Very effective (5)
- ☐ Somewhat effective (4)
- ☐ Neither effective nor ineffective (3)
- ☐ Somewhat ineffective (2)
- ☐ Very ineffective (1)

Display This Question:

If Does your department or program provide graduate students with the following opportunities or re... = A written set of expectations about academic requirements and expected progress. [Yes]

X→

S3Q3_2 How effective have you found the **written set of expectations about academic requirements** and expected progress?

- ☐ Very effective (5)
- ☐ Somewhat effective (4)
- ☐ Neither effective nor ineffective (3)
- ☐ Somewhat ineffective (2)
- ☐ Very ineffective (1)

Graduate Enrolled Student Survey 2022
Public Document

Display This Question:

If Does your department or program provide graduate students with the following opportunities or re... = A written assessment of your academic progress, in addition to course grades and exams, at least annually. [Yes]

X→

S3Q3_3 How effective have you found the at least annual **written assessment of your academic progress**, in addition to course grades and exams?

- ☐ Very effective (5)
- ☐ Somewhat effective (4)
- ☐ Neither effective nor ineffective (3)
- ☐ Somewhat ineffective (2)
- ☐ Very ineffective (1)

Display This Question:

If Does your department or program provide graduate students with the following opportunities or re... = An annual meeting with your DGS and/or other faculty to assess your academic progress. [Yes]

X→

Graduate Enrolled Student Survey 2022

Public Document

S3Q3_4 How effective have you found the **annual meeting with your DGS and/or other faculty to assess your academic progress?**

- ☐ Very effective (5)
- ☐ Somewhat effective (4)
- ☐ Neither effective nor ineffective (3)
- ☐ Somewhat ineffective (2)
- ☐ Very ineffective (1)

Display This Question:

If Does your department or program provide graduate students with the following opportunities or re... = A faculty adviser (other than the DGS) to provide you with academic and non-academic advice. [Yes]

X→

Graduate Enrolled Student Survey 2022

Public Document

S3Q3_5 How effective have you found **the faculty adviser (other than the DGS) to provide you with academic and non-academic advice?**

- ☐ Very effective (5)
- ☐ Somewhat effective (4)
- ☐ Neither effective nor ineffective (3)
- ☐ Somewhat ineffective (2)
- ☐ Very ineffective (1)

Display This Question:

If Does your department or program provide graduate students with the following opportunities or re... = An organized system to expose you to faculty and their current research interests. [Yes]

X→

Graduate Enrolled Student Survey 2022

Public Document

S3Q3_6 How effective have you found the **organized system to expose you to faculty and their current research interests?**

- ☐ Very effective (5)
- ☐ Somewhat effective (4)
- ☐ Neither effective nor ineffective (3)
- ☐ Somewhat ineffective (2)
- ☐ Very ineffective (1)

Display This Question:

If Does your department or program provide graduate students with the following opportunities or re... = Early research opportunities (e.g., laboratory rotations, research assistantships, or faculty-advised pre-generals research projects or papers) before you formally commit to a dissertation adviser. [Yes]

X→

Graduate Enrolled Student Survey 2022

Public Document

S3Q3_7 How effective have you found **early research opportunities (e.g., laboratory rotations, research assistantships, or faculty-advised pre-generals research projects or papers)** before you formally commit to a dissertation adviser?

- ☐ Very effective (5)
- ☐ Somewhat effective (4)
- ☐ Neither effective nor ineffective (3)
- ☐ Somewhat ineffective (2)
- ☐ Very ineffective (1)

Display This Question:

If Does your department or program provide graduate students with the following opportunities or re... = Encouragement to fulfill pre-general requirements with several different faculty members. [Yes]

X→

Graduate Enrolled Student Survey 2022

Public Document

S3Q3_8 How effective have you found your **department's/program's encouragement to fulfill pre-general requirements with several different faculty members?**

- ☐ Very effective (5)
- ☐ Somewhat effective (4)
- ☐ Neither effective nor ineffective (3)
- ☐ Somewhat ineffective (2)
- ☐ Very ineffective (1)

Display This Question:

If Does your department or program provide graduate students with the following opportunities or re... = Encouragement to explore informal mentoring by advanced graduate students. [Yes]

X→

Graduate Enrolled Student Survey 2022

Public Document

S3Q3_9 How effective have you found the **encouragement to explore informal mentoring by advanced graduate students?**

- ☐ Very effective (5)
- ☐ Somewhat effective (4)
- ☐ Neither effective nor ineffective (3)
- ☐ Somewhat ineffective (2)
- ☐ Very ineffective (1)

Display This Question:

If Does your department or program provide graduate students with the following opportunities or re... = Advice on selecting courses. [Yes]



S3Q3_10 How effective have you found **department's/program's advice on selecting courses?**

- ☐ Very effective (5)
 - ☐ Somewhat effective (4)
 - ☐ Neither effective nor ineffective (3)
 - ☐ Somewhat ineffective (2)
 - ☐ Very ineffective (1)
-

Graduate Enrolled Student Survey 2022
Public Document

Display This Question:

If Does your department or program provide graduate students with the following opportunities or re... = Faculty members beyond your primary adviser who support your academic work and oversee your progress in a formal capacity. [Yes]

X→

S3Q3_11 How effective have you found the **support, feedback and input from faculty beyond your primary adviser?**

- ☐ Very effective (5)
- ☐ Somewhat effective (4)
- ☐ Neither effective nor ineffective (3)
- ☐ Somewhat ineffective (2)
- ☐ Very ineffective (1)

Display This Question:

If Does your department or program provide graduate students with the following opportunities or re... = An annual meeting with your graduate committee and/or additional faculty members beyond your primary adviser to receive feedback on your work and assess your academic and research progress [Yes]

X→

Graduate Enrolled Student Survey 2022

Public Document

S3Q3_12 How effective have you found the **annual meeting with your graduate committee and/or faculty** beyond your primary adviser?

- ☐ Very effective (5)
- ☐ Somewhat effective (4)
- ☐ Neither effective nor ineffective (3)
- ☐ Somewhat ineffective (2)
- ☐ Very ineffective (1)

End of Block: Mentoring (S3)

Start of Block: Advising (S4)

Display This Question:

If Device Type Is Not Mobile

P2_2

Academic Support
Wellbeing & Self

Overall Experience
Programs & Services

Mentoring
Community & Climate

Goals

S4H1 Advising

Graduate Enrolled Student Survey 2022
Public Document



Graduate Enrolled Student Survey 2022

Public Document

S4Q1 During the last year, have you received advice or assistance on each of the following?

Display This Choice:

If Please tell us your current status, by selecting one the following categories. = I am a PhD student. I have NOT completed the general examination.

Display This Choice:

If Please tell us your current status, by selecting one the following categories. != I am a Master's degree student.

Display This Choice:

If Please tell us your current status, by selecting one the following categories. = I am a PhD student. I have completed the general examination.

Display This Choice:

If Please tell us your current status, by selecting one the following categories. = I am a PhD student. I have completed the general examination.

Display This Choice:

If Please tell us your current status, by selecting one the following categories. = I am a PhD student. I have completed the general examination.

Graduate Enrolled Student Survey 2022

Public Document

	Yes (1)	Have not sought assistance or support (2)	Assistance or support not available (3)
Navigating the systems and culture of graduate education (S4Q1_1)	<input type="radio"/>	<input type="radio"/>	<input type="radio"/>
<div> Display This Choice: If Please tell us your current status, by selecting one the following categories. = I am a PhD student. I have NOT completed the general examination. </div>	<input type="radio"/>	<input type="radio"/>	<input type="radio"/>
Preparing for qualifying (general) exams (S4Q1_2)			
Course Selection (S4Q1_3)	<input type="radio"/>	<input type="radio"/>	<input type="radio"/>

Graduate Enrolled Student Survey 2022
Public Document

Display This Choice:

*If Please tell us
your current status, by
selecting one the
following categories. != I
am a Master's degree
student.*

Developing/improving
your teaching
(S4Q1_4)

☐☐☐

Display This Choice:

*If Please tell us
your current status, by
selecting one the
following categories. = I
am a PhD student. I
have completed the
general examination.*

Developing your
dissertation topic
(S4Q1_5)

☐☐☐

Display This Choice:

*If Please tell us
your current status, by
selecting one the
following categories. = I
am a PhD student. I
have completed the
general examination.*

Conducting your
dissertation research
(S4Q1_6)

☐☐☐

Graduate Enrolled Student Survey 2022
Public Document

Display This Choice:

*If Please tell us
your current status, by
selecting one the
following categories. = I
am a PhD student. I
have completed the
general examination.*

Writing and revising
your dissertation
(S4Q1_7)

Consideration of
academic career
options (S4Q1_8)

Consideration of non-
academic or other
professional career
options beyond the
academy (S4Q1_9)

Advice current
progress and next
steps (S4Q1_10)

☐☐☐☐☐☐☐☐☐☐☐☐

Display This Question:

If During the last year, have you received advice or assistance on each of the following? [Yes] (Count) >= 1



Graduate Enrolled Student Survey 2022
Public Document

S4Q2

Where or from whom did you receive the advice or assistance about:

(Mark all that apply)

Display This Choice:

If During the last year, have you received advice or assistance on each of the following? = Navigating the systems and culture of graduate education [Yes]

Display This Choice:

If During the last year, have you received advice or assistance on each of the following? = Preparing for qualifying (general) exams [Yes]

Display This Choice:

If During the last year, have you received advice or assistance on each of the following? = Course Selection [Yes]

Display This Choice:

If During the last year, have you received advice or assistance on each of the following? = Developing/improving your teaching [Yes]

Display This Choice:

If During the last year, have you received advice or assistance on each of the following? = Developing your dissertation topic [Yes]

Display This Choice:

If During the last year, have you received advice or assistance on each of the following? = Conducting your dissertation research [Yes]

Display This Choice:

If During the last year, have you received advice or assistance on each of the following? = Writing and revising your dissertation [Yes]

Display This Choice:

If During the last year, have you received advice or assistance on each of the following? = Consideration of academic career options [Yes]

Display This Choice:

If During the last year, have you received advice or assistance on each of the following? = Consideration of non-academic or other professional career options beyond the academy [Yes]

Display This Choice:

If During the last year, have you received advice or assistance on each of the following? = Advice current progress and next steps [Yes]

Graduate Enrolled Student Survey 2022
Public Document

	Your Dissertation Adviser (1)	Other Faculty (2)	Graduate School Staff (3)	Staff in your Dept./ Program (4)	Staff in other University offices (5)	Students (6)	Others (7)
<p><i>Display This Choice:</i></p> <p><i>If During the last year, have you received advice or assistance on each of the following? = Navigating the systems and culture of graduate education [Yes]</i></p> <p>Navigating the systems and culture of graduate education (S4Q2_1)</p>	<input type="checkbox"/>	<input type="checkbox"/>	<input type="checkbox"/>	<input type="checkbox"/>	<input type="checkbox"/>	<input type="checkbox"/>	<input type="checkbox"/>
<p><i>Display This Choice:</i></p> <p><i>If During the last year, have you received advice or assistance on each of the following? = Preparing for qualifying (general) exams [Yes]</i></p> <p>Preparing for qualifying (general) exams (S4Q2_2)</p>	<input type="checkbox"/>	<input type="checkbox"/>	<input type="checkbox"/>	<input type="checkbox"/>	<input type="checkbox"/>	<input type="checkbox"/>	<input type="checkbox"/>

Graduate Enrolled Student Survey 2022
Public Document

Display This Choice:

*If During the last
year, have you
received advice or
assistance on each of
the following? =
Course Selection [Yes
]*

Course Selection
(S4Q2_3)

☐☐☐☐☐☐☐

Display This Choice:

*If During the last
year, have you
received advice or
assistance on each of
the following? =
Developing/improving
your teaching [Yes]*

Developing/improving
your teaching
(S4Q2_4)

☐☐☐☐☐☐☐

Graduate Enrolled Student Survey 2022
Public Document

Display This Choice:

*If During the last
year, have you
received advice or
assistance on each of
the following? =
Developing your
dissertation topic [Yes
]*

Developing your
dissertation topic
(S4Q2_5)

☐☐☐☐☐☐☐

Display This Choice:

*If During the last
year, have you
received advice or
assistance on each of
the following? =
Conducting your
dissertation research [Yes]*

Conducting your
dissertation research
(S4Q2_6)

☐☐☐☐☐☐☐

Graduate Enrolled Student Survey 2022
Public Document

Display This Choice:

*If During the last
year, have you
received advice or
assistance on each of
the following? =
Writing and revising
your dissertation [Yes]*

Writing and revising
your dissertation
(S4Q2_7)

☐☐☐☐☐☐☐

Display This Choice:

*If During the last
year, have you
received advice or
assistance on each of
the following? =
Consideration of
academic career
options [Yes]*

Consideration of
academic career
options (S4Q2_8)

☐☐☐☐☐☐☐

Graduate Enrolled Student Survey 2022
Public Document

Display This Choice:

If During the last year, have you received advice or assistance on each of the following? = Consideration of non-academic or other professional career options beyond the academy [Yes]

☐☐☐☐☐☐☐

Consideration of non-academic or other professional career options beyond the academy (S4Q2_9)

Display This Choice:

If During the last year, have you received advice or assistance on each of the following? = Advice current progress and next steps [Yes]

☐☐☐☐☐☐☐

Advice current progress and next steps (S4Q2_10)

Graduate Enrolled Student Survey 2022
Public Document

Display This Question:

If During the last year, have you received advice or assistance on each of the following? = Navigating the systems and culture of graduate education [Yes]

And Where or from whom did you receive the advice or assistance about: (Mark all that apply) [Navigating the systems and culture of graduate education] (Recode) Is Not Empty



Graduate Enrolled Student Survey 2022

Public Document

S4Q3 How helpful was the advice or assistance about **navigating the systems and culture of graduate education** you received from:

Display This Choice:

If Where or from whom did you receive the advice or assistance about: (Mark all that apply) = Navigating the systems and culture of graduate education [Your Dissertation Adviser]

Display This Choice:

If Where or from whom did you receive the advice or assistance about: (Mark all that apply) = Navigating the systems and culture of graduate education [Other Faculty]

Display This Choice:

If Where or from whom did you receive the advice or assistance about: (Mark all that apply) = Navigating the systems and culture of graduate education [Graduate School Staff]

Display This Choice:

If Where or from whom did you receive the advice or assistance about: (Mark all that apply) = Navigating the systems and culture of graduate education [Staff in your Dept./ Program]

Display This Choice:

If Where or from whom did you receive the advice or assistance about: (Mark all that apply) = Navigating the systems and culture of graduate education [Staff in other University offices]

Display This Choice:

If Where or from whom did you receive the advice or assistance about: (Mark all that apply) = Navigating the systems and culture of graduate education [Students]

Display This Choice:

If Where or from whom did you receive the advice or assistance about: (Mark all that apply) = Navigating the systems and culture of graduate education [Others]

Graduate Enrolled Student Survey 2022

Public Document

	Very helpful (4)	Somewhat helpful (3)	Not very helpful (2)	Not at all helpful (1)
<p><i>Display This Choice:</i></p> <p><i>If Where or from whom did you receive the advice or assistance about: (Mark all that apply) = Navigating the systems and culture of graduate education [Your Dissertation Adviser]</i></p> <p>Your Dissertation Adviser (S4Q3_1)</p>	<input type="radio"/>	<input type="radio"/>	<input type="radio"/>	<input type="radio"/>

Graduate Enrolled Student Survey 2022
Public Document

*Display This
Choice:*

*If Where or
from whom did
you receive the
advice or
assistance about:
(Mark all that
apply) =
Navigating the
systems and
culture of graduate
education [Other
Faculty]*

☐☐☐☐

**Other Faculty
(S4Q3_2)**

*Display This
Choice:*

*If Where or
from whom did
you receive the
advice or
assistance about:
(Mark all that
apply) =
Navigating the
systems and
culture of graduate
education [Graduate School
Staff]*

☐☐☐☐

**Graduate School
Staff (S4Q3_3)**

Graduate Enrolled Student Survey 2022
Public Document

*Display This
Choice:*

*If Where or
from whom did
you receive the
advice or
assistance about:
(Mark all that
apply) =
Navigating the
systems and
culture of graduate
education [Staff in
your Dept./
Program]*

Staff in your
Dept./ Program
(S4Q3_4)



Graduate Enrolled Student Survey 2022
Public Document

*Display This
Choice:*

*If Where or
from whom did
you receive the
advice or
assistance about:
(Mark all that
apply) =
Navigating the
systems and
culture of graduate
education [Staff in
other University
offices]*

**Staff in other
University offices
(S4Q3_5)**

☐☐☐☐

*Display This
Choice:*

*If Where or
from whom did
you receive the
advice or
assistance about:
(Mark all that
apply) =
Navigating the
systems and
culture of graduate
education [Students]*

**Students
(S4Q3_6)**

☐☐☐☐

Graduate Enrolled Student Survey 2022
Public Document

Display This
Choice:

If Where or
from whom did
you receive the
advice or
assistance about:
(Mark all that
apply) =
Navigating the
systems and
culture of graduate
education [Others
]



Others (S4Q3_7)

Display This Question:

If During the last year, have you received advice or assistance on each of the following? = Preparing for qualifying (general) exams [Yes]

And Where or from whom did you receive the advice or assistance about: (Mark all that apply) [Preparing for qualifying (general) exams]
(Recode) Is Not Empty

X→

Graduate Enrolled Student Survey 2022

Public Document

S4Q4 How helpful was the advice or assistance about **preparing for qualifying (general) exams** you received from:

Display This Choice:

If Where or from whom did you receive the advice or assistance about: (Mark all that apply) = Preparing for qualifying (general) exams [Your Dissertation Adviser]

Display This Choice:

If Where or from whom did you receive the advice or assistance about: (Mark all that apply) = Preparing for qualifying (general) exams [Other Faculty]

Display This Choice:

If Where or from whom did you receive the advice or assistance about: (Mark all that apply) = Preparing for qualifying (general) exams [Graduate School Staff]

Display This Choice:

If Where or from whom did you receive the advice or assistance about: (Mark all that apply) = Preparing for qualifying (general) exams [Staff in your Dept./ Program]

Display This Choice:

If Where or from whom did you receive the advice or assistance about: (Mark all that apply) = Staff in other University offices

Display This Choice:

If Where or from whom did you receive the advice or assistance about: (Mark all that apply) = Preparing for qualifying (general) exams [Students]

Display This Choice:

If Where or from whom did you receive the advice or assistance about: (Mark all that apply) = Preparing for qualifying (general) exams [Others]

Graduate Enrolled Student Survey 2022

Public Document

	Very helpful (4)	Somewhat helpful (3)	Not very helpful (2)	Not at all helpful (1)
<p><i>Display This Choice:</i></p> <p><i>If Where or from whom did you receive the advice or assistance about: (Mark all that apply) = Preparing for qualifying (general) exams [Your Dissertation Adviser]</i></p> <p>Your Dissertation Adviser (S4Q4_1)</p>	<input type="radio"/>	<input type="radio"/>	<input type="radio"/>	<input type="radio"/>
<p><i>Display This Choice:</i></p> <p><i>If Where or from whom did you receive the advice or assistance about: (Mark all that apply) = Preparing for qualifying (general) exams [Other Faculty]</i></p> <p>Other Faculty (S4Q4_2)</p>	<input type="radio"/>	<input type="radio"/>	<input type="radio"/>	<input type="radio"/>

Graduate Enrolled Student Survey 2022
Public Document

*Display This
Choice:*

*If Where or
from whom did
you receive the
advice or
assistance about:
(Mark all that
apply) = Preparing
for qualifying
(general) exams [
Graduate School
Staff]*

Graduate School
Staff (S4Q4_3)

☐☐☐☐

*Display This
Choice:*

*If Where or
from whom did
you receive the
advice or
assistance about:
(Mark all that
apply) = Preparing
for qualifying
(general) exams [
Staff in your Dept./
Program]*

Staff in your
Dept./ Program
(S4Q4_4)

☐☐☐☐

Graduate Enrolled Student Survey 2022
Public Document

*Display This
Choice:*

*If Where or
from whom did
you receive the
advice or
assistance about:
(Mark all that
apply) = Staff in
other University
offices*

**Staff in other
University offices
(S4Q4_5)**

☐☐☐☐

*Display This
Choice:*

*If Where or
from whom did
you receive the
advice or
assistance about:
(Mark all that
apply) = Preparing
for qualifying
(general) exams [
Students]*

**Students
(S4Q4_6)**

☐☐☐☐

Graduate Enrolled Student Survey 2022
Public Document

Display This
Choice:

If Where or
from whom did
you receive the
advice or
assistance about:
(Mark all that
apply) = Preparing
for qualifying
(general) exams [
Others]



Others (S4Q4_7)

Display This Question:

If During the last year, have you received advice or assistance on each of the following? = Course Selection [Yes]

And Where or from whom did you receive the advice or assistance about: (Mark all that apply) [Course Selection] (Recode) Is Not Empty

X→

Graduate Enrolled Student Survey 2022

Public Document

S4Q5 How helpful was the advice or assistance about **course selection** you received from:

Display This Choice:

If Where or from whom did you receive the advice or assistance about: (Mark all that apply) = Course Selection [Your Dissertation Adviser]

Display This Choice:

If Where or from whom did you receive the advice or assistance about: (Mark all that apply) = Course Selection [Other Faculty]

Display This Choice:

If Where or from whom did you receive the advice or assistance about: (Mark all that apply) = Course Selection [Graduate School Staff]

Display This Choice:

If Where or from whom did you receive the advice or assistance about: (Mark all that apply) = Course Selection [Staff in your Dept./ Program]

Display This Choice:

If Where or from whom did you receive the advice or assistance about: (Mark all that apply) = Course Selection [Staff in other University offices]

Display This Choice:

If Where or from whom did you receive the advice or assistance about: (Mark all that apply) = Course Selection [Students]

Display This Choice:

If Where or from whom did you receive the advice or assistance about: (Mark all that apply) = Course Selection [Others]

Graduate Enrolled Student Survey 2022

Public Document

	Very helpful (4)	Somewhat helpful (3)	Not very helpful (2)	Not at all helpful (1)
<p><i>Display This Choice:</i></p> <p><i>If Where or from whom did you receive the advice or assistance about: (Mark all that apply) = Course Selection [Your Dissertation Adviser]</i></p> <p>Your Dissertation Adviser (S4Q5_1)</p>	<input type="radio"/>	<input type="radio"/>	<input type="radio"/>	<input type="radio"/>
<p><i>Display This Choice:</i></p> <p><i>If Where or from whom did you receive the advice or assistance about: (Mark all that apply) = Course Selection [Other Faculty]</i></p> <p>Other Faculty (S4Q5_2)</p>	<input type="radio"/>	<input type="radio"/>	<input type="radio"/>	<input type="radio"/>

Graduate Enrolled Student Survey 2022
Public Document

*Display This
Choice:*

*If Where or
from whom did
you receive the
advice or
assistance about:
(Mark all that
apply) = Course
Selection [
Graduate School
Staff]*

Graduate School
Staff (S4Q5_3)

☐☐☐☐

*Display This
Choice:*

*If Where or
from whom did
you receive the
advice or
assistance about:
(Mark all that
apply) = Course
Selection [Staff in
your Dept./
Program]*

Staff in your
Dept./ Program
(S4Q5_4)

☐☐☐☐

Graduate Enrolled Student Survey 2022
Public Document

*Display This
Choice:*

*If Where or
from whom did
you receive the
advice or
assistance about:
(Mark all that
apply) = Course
Selection [Staff in
other University
offices]*

**Staff in other
University offices
(S4Q5_5)**

☐☐☐☐

*Display This
Choice:*

*If Where or
from whom did
you receive the
advice or
assistance about:
(Mark all that
apply) = Course
Selection [Students]*

**Students
(S4Q5_6)**

☐☐☐☐

Graduate Enrolled Student Survey 2022
Public Document

Display This
Choice:

If Where or
from whom did
you receive the
advice or
assistance about:
(Mark all that
apply) = Course
Selection [Others
]



Others (S4Q5_7)

Display This Question:

If During the last year, have you received advice or assistance on each of the following? = Developing/improving your teaching [Yes]

And Where or from whom did you receive the advice or assistance about: (Mark all that apply) [Developing/improving your teaching]
(Recode) Is Not Empty

X→

Graduate Enrolled Student Survey 2022

Public Document

S4Q6 How helpful was the advice or assistance about **developing/improving your teaching** you received from:

Display This Choice:

If Where or from whom did you receive the advice or assistance about: (Mark all that apply) = Developing/improving your teaching [Your Dissertation Adviser]

Display This Choice:

If Where or from whom did you receive the advice or assistance about: (Mark all that apply) = Developing/improving your teaching [Other Faculty]

Display This Choice:

If Where or from whom did you receive the advice or assistance about: (Mark all that apply) = Developing/improving your teaching [Graduate School Staff]

Display This Choice:

If Where or from whom did you receive the advice or assistance about: (Mark all that apply) = Developing/improving your teaching [Staff in your Dept./ Program]

Display This Choice:

If Where or from whom did you receive the advice or assistance about: (Mark all that apply) = Preparing for qualifying (general) exams [Staff in other University offices]

Display This Choice:

If Where or from whom did you receive the advice or assistance about: (Mark all that apply) = Developing/improving your teaching [Students]

Display This Choice:

If Where or from whom did you receive the advice or assistance about: (Mark all that apply) = Developing/improving your teaching [Others]

Graduate Enrolled Student Survey 2022

Public Document

	Very helpful (4)	Somewhat helpful (3)	Not very helpful (2)	Not at all helpful (1)
<p><i>Display This Choice:</i></p> <p><i>If Where or from whom did you receive the advice or assistance about: (Mark all that apply)</i></p> <p>=</p> <p><i>Developing/improving your teaching [Your Dissertation Adviser]</i></p> <p>Your Dissertation Adviser (S4Q6_1)</p>	<input type="radio"/>	<input type="radio"/>	<input type="radio"/>	<input type="radio"/>
<p><i>Display This Choice:</i></p> <p><i>If Where or from whom did you receive the advice or assistance about: (Mark all that apply)</i></p> <p>=</p> <p><i>Developing/improving your teaching [Other Faculty]</i></p> <p>Other Faculty (S4Q6_2)</p>	<input type="radio"/>	<input type="radio"/>	<input type="radio"/>	<input type="radio"/>

Graduate Enrolled Student Survey 2022
Public Document

Display This Choice:

*If Where or from
whom did you
receive the advice or
assistance about:
(Mark all that apply)*

=

*Developing/improving
your teaching [Graduate School
Staff]*

☐☐☐☐

Graduate School
Staff (S4Q6_3)

Display This Choice:

*If Where or from
whom did you
receive the advice or
assistance about:
(Mark all that apply)*

=

*Developing/improving
your teaching [Staff
in your Dept./
Program]*

☐☐☐☐

Staff in your Dept./
Program (S4Q6_4)

Graduate Enrolled Student Survey 2022
Public Document

Display This Choice:

*If Where or from
whom did you
receive the advice or
assistance about:
(Mark all that apply)
= Preparing for
qualifying (general)
exams [Staff in other
University offices]*

Staff in other
University offices
(S4Q6_5)

☐☐☐☐

Display This Choice:

*If Where or from
whom did you
receive the advice or
assistance about:
(Mark all that apply)
=
Developing/improving
your teaching [Students]*

Students (S4Q6_6)

☐☐☐☐

Graduate Enrolled Student Survey 2022
Public Document

Display This Choice:

If Where or from
whom did you
receive the advice or
assistance about:
(Mark all that apply)
=
Developing/improving
your teaching [
Others]

Other (S4Q6_7)

☐☐☐☐

Display This Question:

If During the last year, have you received advice or assistance on each of the following? = Developing your dissertation topic [Yes]

And Where or from whom did you receive the advice or assistance about: (Mark all that apply) [Developing your dissertation topic] (Recode)
Is Not Empty



Graduate Enrolled Student Survey 2022

Public Document

S4Q7 How helpful was the advice or assistance about **developing your dissertation topic** you received from:

Display This Choice:

If Where or from whom did you receive the advice or assistance about: (Mark all that apply) = Developing your dissertation topic [Your Dissertation Adviser]

Display This Choice:

If Where or from whom did you receive the advice or assistance about: (Mark all that apply) = Developing your dissertation topic [Other Faculty]

Display This Choice:

If Where or from whom did you receive the advice or assistance about: (Mark all that apply) = Developing your dissertation topic [Graduate School Staff]

Display This Choice:

If Where or from whom did you receive the advice or assistance about: (Mark all that apply) = Developing your dissertation topic [Staff in your Dept./ Program]

Display This Choice:

If Where or from whom did you receive the advice or assistance about: (Mark all that apply) = Developing your dissertation topic [Staff in other University offices]

Display This Choice:

If Where or from whom did you receive the advice or assistance about: (Mark all that apply) = Developing your dissertation topic [Students]

Display This Choice:

If Where or from whom did you receive the advice or assistance about: (Mark all that apply) = Developing your dissertation topic [Others]

Graduate Enrolled Student Survey 2022

Public Document

	Very helpful (4)	Somewhat helpful (3)	Not very helpful (2)	Not at all helpful (1)
<p><i>Display This Choice:</i></p> <p><i>If Where or from whom did you receive the advice or assistance about: (Mark all that apply) = Developing your dissertation topic [Your Dissertation Adviser]</i></p> <p>Your Dissertation Adviser (S4Q7_1)</p>	<input type="radio"/>	<input type="radio"/>	<input type="radio"/>	<input type="radio"/>
<p><i>Display This Choice:</i></p> <p><i>If Where or from whom did you receive the advice or assistance about: (Mark all that apply) = Developing your dissertation topic [Other Faculty]</i></p> <p>Other Faculty (S4Q7_2)</p>	<input type="radio"/>	<input type="radio"/>	<input type="radio"/>	<input type="radio"/>

Graduate Enrolled Student Survey 2022
Public Document

*Display This
Choice:*

*If Where or
from whom did
you receive the
advice or
assistance about:
(Mark all that
apply) =
Developing your
dissertation topic [
Graduate School
Staff]*

Graduate School
Staff (S4Q7_3)

☐☐☐☐

*Display This
Choice:*

*If Where or
from whom did
you receive the
advice or
assistance about:
(Mark all that
apply) =
Developing your
dissertation topic [
Staff in your Dept./
Program]*

Staff in your
Dept./ Program
(S4Q7_4)

☐☐☐☐

Graduate Enrolled Student Survey 2022
Public Document

*Display This
Choice:*

*If Where or
from whom did
you receive the
advice or
assistance about:
(Mark all that
apply) =
Developing your
dissertation topic [
Staff in other
University offices]*

**Staff in other
University offices
(S4Q7_5)**

☐☐☐☐

*Display This
Choice:*

*If Where or
from whom did
you receive the
advice or
assistance about:
(Mark all that
apply) =
Developing your
dissertation topic [
Students]*

**Students
(S4Q7_6)**

☐☐☐☐

Graduate Enrolled Student Survey 2022
Public Document

Display This
Choice:

If Where or
from whom did
you receive the
advice or
assistance about:
(Mark all that
apply) =
Developing your
dissertation topic [
Others]



Other (S4Q7_7)

Display This Question:

If During the last year, have you received advice or assistance on each of the following? = Conducting your dissertation research [Yes]

And Where or from whom did you receive the advice or assistance about: (Mark all that apply) [Conducting your dissertation research]
(Recode) Is Not Empty

X→

Graduate Enrolled Student Survey 2022

Public Document

S4Q8 How helpful was the advice or assistance about **conducting your dissertation research** you received from:

Display This Choice:

If Where or from whom did you receive the advice or assistance about: (Mark all that apply) = Conducting your dissertation research [Your Dissertation Adviser]

Display This Choice:

If Where or from whom did you receive the advice or assistance about: (Mark all that apply) = Conducting your dissertation research [Other Faculty]

Display This Choice:

If Where or from whom did you receive the advice or assistance about: (Mark all that apply) = Conducting your dissertation research [Graduate School Staff]

Display This Choice:

If Where or from whom did you receive the advice or assistance about: (Mark all that apply) = Conducting your dissertation research [Staff in your Dept./ Program]

Display This Choice:

If Where or from whom did you receive the advice or assistance about: (Mark all that apply) = Conducting your dissertation research [Staff in other University offices]

Display This Choice:

If Where or from whom did you receive the advice or assistance about: (Mark all that apply) = Conducting your dissertation research [Students]

Display This Choice:

If Where or from whom did you receive the advice or assistance about: (Mark all that apply) = Conducting your dissertation research [Others]

Graduate Enrolled Student Survey 2022

Public Document

Very helpful (4) Somewhat helpful (3) Not very helpful (2) Not at all helpful (1)

Display This Choice:

If Where or from whom did you receive the advice or assistance about:
(Mark all that apply) =
Conducting your dissertation research [Your Dissertation Adviser]

Your Dissertation Adviser (S4Q8_1)



Graduate Enrolled Student Survey 2022
Public Document

*Display This
Choice:*

*If Where or
from whom did
you receive the
advice or
assistance about:
(Mark all that
apply) =
Conducting your
dissertation
research [Other
Faculty]*

**Other Faculty
(S4Q8_2)**

☐☐☐☐

*Display This
Choice:*

*If Where or
from whom did
you receive the
advice or
assistance about:
(Mark all that
apply) =
Conducting your
dissertation
research [
Graduate School
Staff]*

**Graduate School
Staff (S4Q8_3)**

☐☐☐☐

Graduate Enrolled Student Survey 2022
Public Document

*Display This
Choice:*

*If Where or
from whom did
you receive the
advice or
assistance about:
(Mark all that
apply) =
Conducting your
dissertation
research [Staff in
your Dept./
Program]*

☐☐☐☐

**Staff in your
Dept./ Program
(S4Q8_4)**

*Display This
Choice:*

*If Where or
from whom did
you receive the
advice or
assistance about:
(Mark all that
apply) =
Conducting your
dissertation
research [Staff in
other University
offices]*

☐☐☐☐

**Staff in other
University offices
(S4Q8_5)**

Graduate Enrolled Student Survey 2022
Public Document

*Display This
Choice:*

*If Where or
from whom did
you receive the
advice or
assistance about:
(Mark all that
apply) =
Conducting your
dissertation
research [Students]*

**Students
(S4Q8_6)**

☐☐☐☐

*Display This
Choice:*

*If Where or
from whom did
you receive the
advice or
assistance about:
(Mark all that
apply) =
Conducting your
dissertation
research [Others]*

Other (S4Q8_7)

☐☐☐☐

Graduate Enrolled Student Survey 2022
Public Document

Display This Question:

If During the last year, have you received advice or assistance on each of the following? = Writing and revising your dissertation [Yes]

*And Where or from whom did you receive the advice or assistance about: (Mark all that apply) [Writing and revising your dissertation]
(Recode) Is Not Empty*



Graduate Enrolled Student Survey 2022

Public Document

S4Q9 How helpful was the advice or assistance about **writing and revising your dissertation** you received from:

Display This Choice:

If Where or from whom did you receive the advice or assistance about: (Mark all that apply) = Writing and revising your dissertation [Your Dissertation Adviser]

Display This Choice:

If Where or from whom did you receive the advice or assistance about: (Mark all that apply) = Writing and revising your dissertation [Other Faculty]

Display This Choice:

If Where or from whom did you receive the advice or assistance about: (Mark all that apply) = Writing and revising your dissertation [Graduate School Staff]

Display This Choice:

If Where or from whom did you receive the advice or assistance about: (Mark all that apply) = Writing and revising your dissertation [Staff in your Dept./ Program]

Display This Choice:

If Where or from whom did you receive the advice or assistance about: (Mark all that apply) = Writing and revising your dissertation [Staff in other University offices]

Display This Choice:

If Where or from whom did you receive the advice or assistance about: (Mark all that apply) = Writing and revising your dissertation [Students]

Display This Choice:

If Where or from whom did you receive the advice or assistance about: (Mark all that apply) = Writing and revising your dissertation [Others]

Graduate Enrolled Student Survey 2022

Public Document

Very helpful (4)

Somewhat
helpful (3)

Not very helpful
(2)

Not at all helpful
(1)

*Display This
Choice:*

*If Where or
from whom did
you receive the
advice or
assistance about:
(Mark all that
apply) = Writing
and revising your
dissertation [Your
Dissertation
Adviser]*



**Your
Dissertation
Adviser
(S4Q9_1)**

*Display This
Choice:*

*If Where or
from whom did
you receive the
advice or
assistance about:
(Mark all that
apply) = Writing
and revising your
dissertation [Other
Faculty]*



**Other Faculty
(S4Q9_2)**

Graduate Enrolled Student Survey 2022
Public Document

*Display This
Choice:*

*If Where or
from whom did
you receive the
advice or
assistance about:
(Mark all that
apply) = Writing
and revising your
dissertation [
Graduate School
Staff]*

Graduate School
Staff (S4Q9_3)

☐☐☐☐

*Display This
Choice:*

*If Where or
from whom did
you receive the
advice or
assistance about:
(Mark all that
apply) = Writing
and revising your
dissertation [Staff
in your Dept./
Program]*

Staff in your
Dept./ Program
(S4Q9_4)

☐☐☐☐

Graduate Enrolled Student Survey 2022
Public Document

*Display This
Choice:*

*If Where or
from whom did
you receive the
advice or
assistance about:
(Mark all that
apply) = Writing
and revising your
dissertation [Staff
in other University
offices]*

**Staff in other
University offices
(S4Q9_5)**

☐☐☐☐

*Display This
Choice:*

*If Where or
from whom did
you receive the
advice or
assistance about:
(Mark all that
apply) = Writing
and revising your
dissertation [Students]*

**Students
(S4Q9_6)**

☐☐☐☐

Graduate Enrolled Student Survey 2022
Public Document

Display This
Choice:

If Where or
from whom did
you receive the
advice or
assistance about:
(Mark all that
apply) = Writing
and revising your
dissertation [
Others]



Others (S4Q9_7)

Display This Question:

If During the last year, have you received advice or assistance on each of the following? = Consideration of academic career options [Yes]

And Where or from whom did you receive the advice or assistance about: (Mark all that apply) [Consideration of academic career options]
(Recode) Is Not Empty

X→

Graduate Enrolled Student Survey 2022

Public Document

S4Q10 How helpful was the advice or assistance about **consideration of academic career options** you received from:

Display This Choice:

If Where or from whom did you receive the advice or assistance about: (Mark all that apply) = Consideration of academic career options [Your Dissertation Adviser]

Display This Choice:

If Where or from whom did you receive the advice or assistance about: (Mark all that apply) = Consideration of academic career options [Other Faculty]

Display This Choice:

If Where or from whom did you receive the advice or assistance about: (Mark all that apply) = Consideration of academic career options [Graduate School Staff]

Display This Choice:

If Where or from whom did you receive the advice or assistance about: (Mark all that apply) = Consideration of academic career options [Staff in your Dept./ Program]

Display This Choice:

If Where or from whom did you receive the advice or assistance about: (Mark all that apply) = Consideration of academic career options [Staff in other University offices]

Display This Choice:

If Where or from whom did you receive the advice or assistance about: (Mark all that apply) = Consideration of academic career options [Students]

Display This Choice:

If Where or from whom did you receive the advice or assistance about: (Mark all that apply) = Consideration of academic career options [Others]

Graduate Enrolled Student Survey 2022

Public Document

	Very helpful (4)	Somewhat helpful (3)	Not very helpful (2)	Not at all helpful (1)
<p><i>Display This Choice:</i></p> <p><i>If Where or from whom did you receive the advice or assistance about: (Mark all that apply) = Consideration of academic career options [Your Dissertation Adviser]</i></p> <p>Your Dissertation Adviser (S4Q10_1)</p>	<input type="radio"/>	<input type="radio"/>	<input type="radio"/>	<input type="radio"/>

Graduate Enrolled Student Survey 2022
Public Document

*Display This
Choice:*

*If Where or
from whom did
you receive the
advice or
assistance about:
(Mark all that
apply) =
Consideration of
academic career
options [Other
Faculty]*

**Other Faculty
(S4Q10_2)**

☐☐☐☐

*Display This
Choice:*

*If Where or
from whom did
you receive the
advice or
assistance about:
(Mark all that
apply) =
Consideration of
academic career
options [Graduate
School Staff]*

**Graduate School
Staff (S4Q10_3)**

☐☐☐☐

Graduate Enrolled Student Survey 2022
Public Document

*Display This
Choice:*

*If Where or
from whom did
you receive the
advice or
assistance about:
(Mark all that
apply) =
Consideration of
academic career
options [Staff in
your Dept./
Program]*

**Staff in your
Dept./ Program
(S4Q10_4)**

☐☐☐☐

*Display This
Choice:*

*If Where or
from whom did
you receive the
advice or
assistance about:
(Mark all that
apply) =
Consideration of
academic career
options [Staff in
other University
offices]*

**Staff in other
University offices
(S4Q10_5)**

☐☐☐☐

Graduate Enrolled Student Survey 2022
Public Document

*Display This
Choice:*

*If Where or
from whom did
you receive the
advice or
assistance about:
(Mark all that
apply) =
Consideration of
academic career
options [Students
]*

**Students
(S4Q10_6)**

☐☐☐☐

*Display This
Choice:*

*If Where or
from whom did
you receive the
advice or
assistance about:
(Mark all that
apply) =
Consideration of
academic career
options [Others]*

**Others
(S4Q10_7)**

☐☐☐☐

Graduate Enrolled Student Survey 2022
Public Document

Display This Question:

If During the last year, have you received advice or assistance on each of the following? = Consideration of non-academic or other professional career options beyond the academy [Yes]

And Where or from whom did you receive the advice or assistance about: (Mark all that apply) [Consideration of non-academic or other professional career options beyond the academy] (Recode) Is Not Empty



Graduate Enrolled Student Survey 2022

Public Document

S4Q11 How helpful was the advice or assistance about **consideration of non-academic or other professional career options beyond the academy** you received from:

Display This Choice:

If Where or from whom did you receive the advice or assistance about: (Mark all that apply) = Consideration of non-academic or other professional career options beyond the academy [Your Dissertation Adviser]

Display This Choice:

If Where or from whom did you receive the advice or assistance about: (Mark all that apply) = Consideration of non-academic or other professional career options beyond the academy [Other Faculty]

Display This Choice:

If Where or from whom did you receive the advice or assistance about: (Mark all that apply) = Consideration of non-academic or other professional career options beyond the academy [Graduate School Staff]

Display This Choice:

If Where or from whom did you receive the advice or assistance about: (Mark all that apply) = Consideration of non-academic or other professional career options beyond the academy [Staff in your Dept./ Program]

Display This Choice:

If Where or from whom did you receive the advice or assistance about: (Mark all that apply) = Consideration of non-academic or other professional career options beyond the academy [Staff in other University offices]

Display This Choice:

If Where or from whom did you receive the advice or assistance about: (Mark all that apply) = Consideration of non-academic or other professional career options beyond the academy [Students]

Display This Choice:

If Where or from whom did you receive the advice or assistance about: (Mark all that apply) = Consideration of non-academic or other professional career options beyond the academy [Others]

Graduate Enrolled Student Survey 2022

Public Document

	Very helpful (4)	Somewhat helpful (3)	Not very helpful (2)	Not at all helpful (1)
<p><i>Display This Choice:</i></p> <p><i>If Where or from whom did you receive the advice or assistance about: (Mark all that apply) = Consideration of non-academic or other professional career options beyond the academy [Your Dissertation Adviser]</i></p> <p>Your Dissertation Adviser (S4Q11_1)</p>	<input type="radio"/>	<input type="radio"/>	<input type="radio"/>	<input type="radio"/>

Graduate Enrolled Student Survey 2022
Public Document

*Display This
Choice:*

*If Where or
from whom did
you receive the
advice or
assistance about:
(Mark all that
apply) =
Consideration of
non-academic or
other professional
career options
beyond the
academy [Other
Faculty]*

Other Faculty
(S4Q11_2)



Graduate Enrolled Student Survey 2022
Public Document

*Display This
Choice:*

*If Where or
from whom did
you receive the
advice or
assistance about:
(Mark all that
apply) =
Consideration of
non-academic or
other professional
career options
beyond the
academy [
Graduate School
Staff]*

Graduate School
Staff (S4Q11_3)



Graduate Enrolled Student Survey 2022
Public Document

*Display This
Choice:*

*If Where or
from whom did
you receive the
advice or
assistance about:
(Mark all that
apply) =
Consideration of
non-academic or
other professional
career options
beyond the
academy [Staff in
your Dept./
Program]*

Staff in your
Dept./ Program
(S4Q11_4)



Graduate Enrolled Student Survey 2022
Public Document

*Display This
Choice:*

*If Where or
from whom did
you receive the
advice or
assistance about:
(Mark all that
apply) =
Consideration of
non-academic or
other professional
career options
beyond the
academy [Staff in
other University
offices]*

Staff in other
University offices
(S4Q11_5)



Graduate Enrolled Student Survey 2022
Public Document

*Display This
Choice:*

*If Where or
from whom did
you receive the
advice or
assistance about:
(Mark all that
apply) =
Consideration of
non-academic or
other professional
career options
beyond the
academy [*
Students]

**Students
(S4Q11_6)**



Graduate Enrolled Student Survey 2022
Public Document

Display This
Choice:

If Where or
from whom did
you receive the
advice or
assistance about:
(Mark all that
apply) =
Consideration of
non-academic or
other professional
career options
beyond the
academy [Others
]

Others
(S4Q11_7)



Display This Question:

If During the last year, have you received advice or assistance on each of the following? = Advice current progress and next steps [Yes]

And Where or from whom did you receive the advice or assistance about: (Mark all that apply) [Advice current progress and next steps]
(Recode) Is Not Empty

X→

Graduate Enrolled Student Survey 2022

Public Document

S4Q12 How helpful was the advice or assistance about **advice current progress and next steps** you received from:

Display This Choice:

If Where or from whom did you receive the advice or assistance about: (Mark all that apply) = Advice current progress and next steps [Your Dissertation Adviser]

Display This Choice:

If Where or from whom did you receive the advice or assistance about: (Mark all that apply) = Advice current progress and next steps [Other Faculty]

Display This Choice:

If Where or from whom did you receive the advice or assistance about: (Mark all that apply) = Advice current progress and next steps [Graduate School Staff]

Display This Choice:

If Where or from whom did you receive the advice or assistance about: (Mark all that apply) = Advice current progress and next steps [Staff in your Dept./ Program]

Display This Choice:

If Where or from whom did you receive the advice or assistance about: (Mark all that apply) = Advice current progress and next steps [Staff in other University offices]

Display This Choice:

If Where or from whom did you receive the advice or assistance about: (Mark all that apply) = Advice current progress and next steps [Students]

Display This Choice:

If Where or from whom did you receive the advice or assistance about: (Mark all that apply) = Advice current progress and next steps [Others]

Graduate Enrolled Student Survey 2022

Public Document

	Very helpful (4)	Somewhat helpful (3)	Not very helpful (2)	Not at all helpful (1)
<p><i>Display This Choice:</i></p> <p><i>If Where or from whom did you receive the advice or assistance about: (Mark all that apply) = Advice current progress and next steps [Your Dissertation Adviser]</i></p> <p>Your Dissertation Adviser (S4Q12_1)</p>	<input type="radio"/>	<input type="radio"/>	<input type="radio"/>	<input type="radio"/>
<p><i>Display This Choice:</i></p> <p><i>If Where or from whom did you receive the advice or assistance about: (Mark all that apply) = Advice current progress and next steps [Other Faculty]</i></p> <p>Other Faculty (S4Q12_2)</p>	<input type="radio"/>	<input type="radio"/>	<input type="radio"/>	<input type="radio"/>

Graduate Enrolled Student Survey 2022
Public Document

*Display This
Choice:*

*If Where or
from whom did
you receive the
advice or
assistance about:
(Mark all that
apply) = Advice
current progress
and next steps [
Graduate School
Staff]*

Graduate School
Staff (S4Q12_3)

☐☐☐☐

*Display This
Choice:*

*If Where or
from whom did
you receive the
advice or
assistance about:
(Mark all that
apply) = Advice
current progress
and next steps [
Staff in your Dept./
Program]*

Staff in your
Dept./ Program
(S4Q12_4)

☐☐☐☐

Graduate Enrolled Student Survey 2022
Public Document

*Display This
Choice:*

*If Where or
from whom did
you receive the
advice or
assistance about:
(Mark all that
apply) = Advice
current progress
and next steps [
Staff in other
University offices]*

**Staff in other
University offices
(S4Q12_5)**



*Display This
Choice:*

*If Where or
from whom did
you receive the
advice or
assistance about:
(Mark all that
apply) = Advice
current progress
and next steps [
Students]*

**Students
(S4Q12_6)**



Graduate Enrolled Student Survey 2022
Public Document

*Display This
Choice:*

*If Where or
from whom did
you receive the
advice or
assistance about:
(Mark all that
apply) = Advice
current progress
and next steps [
Others]*

Others
(S4Q12_7)



Page Break

Graduate Enrolled Student Survey 2022
Public Document

Display This Question:
If Device Type Is Not Mobile

P2_3

Academic Support
Wellbeing & Self

Overall Experience
Programs & Services

Mentoring
Community & Climate

Goals



S4Q13 How often do you typically have substantive contact with your primary adviser about your academic progress and research?

- ☐ Weekly or more often (6)
- ☐ Twice a month (5)
- ☐ Monthly (4)
- ☐ 2 – 3 times a term (3)
- ☐ Once a term (2)
- ☐ Once a year (1)
- ☐ Not applicable (7)

Graduate Enrolled Student Survey 2022
Public Document

Display This Question:

If How often do you typically have substantive contact with your primary adviser about your academic... != Not applicable

X→

S4Q14 Is this frequency about right, not enough contact, or too much contact?

- ☐ Just about the right amount of contact (1)
- ☐ There is too much contact; I do not have enough independence (2)
- ☐ There is not enough contact; I do not receive all the guidance I need (3)
- ☐ I am not sure (4)
- ☐ Not applicable (5)

X→

Graduate Enrolled Student Survey 2022

Public Document

S4Q15 For each of the following statements, indicate the extent to which it **describes your primary adviser**.

Graduate Enrolled Student Survey 2022

Public Document

	Strongly agree (5)	Generally agree (4)	Neither agree nor disagree (3)	Generally disagree (2)	Strongly disagree (1)	Not applicable (6)
Discusses my research with me on a regular basis (S4Q15_1)	<input type="radio"/>	<input type="radio"/>	<input type="radio"/>	<input type="radio"/>	<input type="radio"/>	<input type="radio"/>
Gives me constructive feedback on my works (S4Q15_2)	<input type="radio"/>	<input type="radio"/>	<input type="radio"/>	<input type="radio"/>	<input type="radio"/>	<input type="radio"/>
Clearly states expectations for my academic progress (S4Q15_3)	<input type="radio"/>	<input type="radio"/>	<input type="radio"/>	<input type="radio"/>	<input type="radio"/>	<input type="radio"/>
Has reasonable expectations for my academic progress (S4Q15_4)	<input type="radio"/>	<input type="radio"/>	<input type="radio"/>	<input type="radio"/>	<input type="radio"/>	<input type="radio"/>

Graduate Enrolled Student Survey 2022
Public Document

Promotes
my
professional
development
(S4Q15_5)



End of Block: Advising (S4)

Start of Block: Career Goals (S5)

Display This Question:

If Device Type Is Not Mobile

P3_1

Academic Support
Wellbeing & Self

Overall Experience
Programs & Services

Mentoring
Community & Climate

Goals

S5H1 Career Goals



S5Q1

What **best describes** your primary career / professional goal **when you entered graduate school**?

Graduate Enrolled Student Survey 2022
Public Document

(Select one)

- ☐ Tenure-track faculty position with an emphasis on teaching (1)
- ☐ Tenure-track faculty position with an emphasis on research (2)
- ☐ Research position in the private, public, or nonprofit sector (3)
- ☐ Position in engineering (4)
- ☐ Position in law/patent law/intellectual property (5)
- ☐ Position in healthcare (6)
- ☐ Position in government / policy (7)
- ☐ Position in journalism/science writing (8)
- ☐ Position in non-profit sector (9)
- ☐ Consultant (10)
- ☐ Entrepreneur or Self-employed (11)
- ☐ Other (12) _____



Graduate Enrolled Student Survey 2022

Public Document

S5Q2 When you entered graduate school were there **other career options that you considered as being attractive**, even they were not your primary goal?

(Mark all that apply.)

- ☐ Tenure-track faculty position with an emphasis on teaching (1)
 - ☐ Tenure-track faculty position with an emphasis on research (2)
 - ☐ Research position in the private, public, or nonprofit sector (3)
 - ☐ Position in engineering (4)
 - ☐ Position in law/patent law/intellectual property (5)
 - ☐ Position in healthcare (6)
 - ☐ Position in government / policy (7)
 - ☐ Position in journalism/science writing (8)
 - ☐ Position in non-profit sector (9)
 - ☐ Consultant (10)
 - ☐ Entrepreneur or Self-employed (11)
 - ☐ Other (12) _____
-

Graduate Enrolled Student Survey 2022
Public Document



S5Q3

What **best describes** your primary career / professional goal **now**?

Graduate Enrolled Student Survey 2022
Public Document

(Select one)

- ☐ Tenure-track faculty position with an emphasis on teaching (1)
- ☐ Tenure-track faculty position with an emphasis on research (2)
- ☐ Research position in the private, public, or nonprofit sector (3)
- ☐ Position in engineering (4)
- ☐ Position in law/patent law/intellectual property (5)
- ☐ Position in healthcare (6)
- ☐ Position in government / policy (7)
- ☐ Position in journalism/science writing (8)
- ☐ Position in non-profit sector (9)
- ☐ Consultant (10)
- ☐ Entrepreneur or Self-employed (11)
- ☐ Other (12) _____



Graduate Enrolled Student Survey 2022
Public Document

S5Q4

Are there **other career options that you currently consider as being attractive**, even though they may not be your primary goal?
(Mark all the apply.)

- ☐ Tenure-track faculty position with an emphasis on teaching (1)
 - ☐ Tenure-track faculty position with an emphasis on research (2)
 - ☐ Research position in the private, public, or nonprofit sector (3)
 - ☐ Position in engineering (4)
 - ☐ Position in law/patent law/intellectual property (5)
 - ☐ Position in healthcare (6)
 - ☐ Position in government / policy (7)
 - ☐ Position in journalism/science writing (8)
 - ☐ Position in non-profit sector (9)
 - ☐ Consultant (10)
 - ☐ Entrepreneur or Self-employed (11)
 - ☐ Other (12) _____
-

Graduate Enrolled Student Survey 2022
Public Document

Display This Question:

If What best describes your primary career / professional goal when you entered graduate school? (Se... = Tenure-track faculty position with an emphasis on teaching

And What best describes your primary career / professional goal now? (Select one) != Tenure-track faculty position with an emphasis on teaching

Or If

What best describes your primary career / professional goal when you entered graduate school? (Se... = Tenure-track faculty position with an emphasis on research

And What best describes your primary career / professional goal now? (Select one) != Tenure-track faculty position with an emphasis on research

Or If

What best describes your primary career / professional goal when you entered graduate school? (Se... = Research position in the private, public, or nonprofit sector

And What best describes your primary career / professional goal now? (Select one) != Research position in the private, public, or nonprofit sector

Or If

What best describes your primary career / professional goal when you entered graduate school? (Se... = Position in engineering

And What best describes your primary career / professional goal now? (Select one) != Position in engineering

Or If

What best describes your primary career / professional goal when you entered graduate school? (Se... = Position in law/patent law/intellectual property

And What best describes your primary career / professional goal now? (Select one) != Position in law/patent law/intellectual property

Or If

What best describes your primary career / professional goal when you entered graduate school? (Se... = Position in healthcare

And What best describes your primary career / professional goal now? (Select one) != Position in healthcare

Or If

What best describes your primary career / professional goal when you entered graduate school? (Se... = Position in government / policy

And What best describes your primary career / professional goal now? (Select one) != Position in government / policy

Or If

Graduate Enrolled Student Survey 2022

Public Document

What best describes your primary career / professional goal when you entered graduate school? (Se... = Position in journalism/science writing

And What best describes your primary career / professional goal now? (Select one) != Position in journalism/science writing

Or If

What best describes your primary career / professional goal when you entered graduate school? (Se... = Position in non-profit sector

And What best describes your primary career / professional goal now? (Select one) != Position in non-profit sector

Or If

What best describes your primary career / professional goal when you entered graduate school? (Se... = Consultant

And What best describes your primary career / professional goal now? (Select one) != Consultant

Or If

What best describes your primary career / professional goal when you entered graduate school? (Se... = Entrepreneur or Self-employed

And What best describes your primary career / professional goal now? (Select one) != Entrepreneur or Self-employed

Or If

What best describes your primary career / professional goal when you entered graduate school? (Se... = Other

And What best describes your primary career / professional goal now? (Select one) != Other

X→

Graduate Enrolled Student Survey 2022

Public Document

S5Q5 If there has been a change in your career goals, please indicate which factor(s) account for the change? (Mark all that apply)

- ☐ Limited academic job market (1)
- ☐ Developed other interests (2)
- ☐ Department / field climate (3)
- ☐ Positive interactions with graduate alumni in similar positions or fields (13)
- ☐ Negative interactions with graduate alumni in similar positions or fields (14)
- ☐ Positive interactions with other professionals in similar positions or fields (4)
- ☐ Negative interactions with other professionals in similar positions or fields (5)
- ☐ Financial outlook (6)
- ☐ Geographic restrictions (7)
- ☐ Spouse/Partner's employment options (8)
- ☐ Balancing work with personal life (9)
- ☐ Positive internship or fellowship experience (10)
- ☐ Negative internship or fellowship experience (11)
- ☐ Other, please specify (12) _____

Graduate Enrolled Student Survey 2022
Public Document



S5Q6 To what extent do you agree or disagree with the following statement? My program is preparing me adequately for my current career goals.

- ☐ Strongly agree (5)
 - ☐ Generally agree (4)
 - ☐ Neither agree or disagree (3)
 - ☐ Generally disagree (2)
 - ☐ Strongly disagree (1)
-



Graduate Enrolled Student Survey 2022

Public Document

S5Q7 Would you recommend Princeton to someone (same background, ability, interests, and temperament as you) considering your field of study?

- ☐ Definitely (5)
- ☐ Probably (4)
- ☐ Maybe (3)
- ☐ Probably not (2)
- ☐ Definitely not (1)

End of Block: Career Goals (S5)

Start of Block: Academic and Research Support (S6, S7)

Display This Question:

If Device Type Is Not Mobile

P4_1

Academic Support
Wellbeing & Self

Overall Experience
Programs & Services

Mentoring
Community & Climate

Goals

S6H1 Academic and Research Support

Graduate Enrolled Student Survey 2022
Public Document



S6Q1

Graduate Enrolled Student Survey 2022
Public Document

Have you received assistance or support on any of the following?

Graduate Enrolled Student Survey 2022

Public Document

	Yes (1)	Have not sought assistance or support (2)	Assistance or support not available (3)
Preparing for effective presentations (S6Q1_1)	<input type="radio"/>	<input type="radio"/>	<input type="radio"/>
Speaking to audiences outside your field of study (S6Q1_2)	<input type="radio"/>	<input type="radio"/>	<input type="radio"/>
Achieving standards of academic writing appropriate to your field of study (S6Q1_3)	<input type="radio"/>	<input type="radio"/>	<input type="radio"/>
Preparing articles for publication (S6Q1_4)	<input type="radio"/>	<input type="radio"/>	<input type="radio"/>
Writing grant or fellowship proposals (S6Q1_5)	<input type="radio"/>	<input type="radio"/>	<input type="radio"/>
Conducting collaborative research (S6Q1_6)	<input type="radio"/>	<input type="radio"/>	<input type="radio"/>
Teaching/pedagogy in your discipline (S6Q1_7)	<input type="radio"/>	<input type="radio"/>	<input type="radio"/>
Training in research or professional ethics in your field (S6Q1_8)	<input type="radio"/>	<input type="radio"/>	<input type="radio"/>

Graduate Enrolled Student Survey 2022
Public Document

Avoiding plagiarism
and other violations of
the standards of
academic integrity
(S6Q1_9)

☐☐☐

Learning a foreign
language for research
or teaching purposes
(S6Q1_10)

☐☐☐

Preparing for job
interviews (S6Q1_11)

☐☐☐

Planning for
academic career
(S6Q1_12)

☐☐☐

Planning for non-
academic career
beyond the academy
(S6Q1_13)

☐☐☐

Display This Question:

If Have you received assistance or support on any of the following? = Preparing for effective presentations [Yes]

Graduate Enrolled Student Survey 2022

Public Document

S6Q1_1_a Where or from whom did you receive the assistance support about **preparing for effective presentations**? (Mark all that apply)

- ☐ McGraw Center for Teaching and Learning (1)
- ☐ The Writing Center or Writing Program (2)
- ☐ Center for Career Development (3)
- ☐ GradFUTURES (4)
- ☐ Other units in the Office of the Graduate School (5)
- ☐ Your Department / Program (6)
- ☐ Another Source (7)

Display This Question:

If If Where or from whom did you receive the assistance support about preparing for effective presentat... q://QID309/SelectedChoicesCount Is Greater Than 0



Graduate Enrolled Student Survey 2022

Public Document

S6Q1_1_b How helpful was the assistance or support on **preparing for effective presentations** you received from:

Display This Choice:

If Where or from whom did you receive the assistance support about preparing for effective presentat... = McGraw Center for Teaching and Learning

Display This Choice:

If Where or from whom did you receive the assistance support about preparing for effective presentat... = The Writing Center or Writing Program

Display This Choice:

If Where or from whom did you receive the assistance support about preparing for effective presentat... = Center for Career Development

Display This Choice:

If Where or from whom did you receive the assistance support about preparing for effective presentat... = GradFUTURES

Display This Choice:

If Where or from whom did you receive the assistance support about preparing for effective presentat... = Other units in the Office of the Graduate School

Display This Choice:

If Where or from whom did you receive the assistance support about preparing for effective presentat... = Your Department / Program

Display This Choice:

If Where or from whom did you receive the assistance support about preparing for effective presentat... = Another Source

Graduate Enrolled Student Survey 2022

Public Document

	Very helpful (4)	Somewhat helpful (3)	Not very helpful (2)	Not at all helpful (1)
<p><i>Display This Choice:</i></p> <p><i>If Where or from whom did you receive the assistance support about preparing for effective presentat... = McGraw Center for Teaching and Learning</i></p> <p>McGraw Center for Teaching and Learning (S6Q3_1_1)</p>	<input type="radio"/>	<input type="radio"/>	<input type="radio"/>	<input type="radio"/>
<p><i>Display This Choice:</i></p> <p><i>If Where or from whom did you receive the assistance support about preparing for effective presentat... = The Writing Center or Writing Program</i></p> <p>The Writing Center or Writing Program (S6Q3_1_2)</p>	<input type="radio"/>	<input type="radio"/>	<input type="radio"/>	<input type="radio"/>

Graduate Enrolled Student Survey 2022
Public Document

*Display This
Choice:*

*If Where or
from whom did
you receive the
assistance support
about preparing
for effective
presentat... =
Center for Career
Development*

Center for
Career
Development
(S6Q3_1_3)



*Display This
Choice:*

*If Where or
from whom did
you receive the
assistance support
about preparing
for effective
presentat... =
GradFUTURES*

GradFUTURES
(S6Q1_1_b_7)



Graduate Enrolled Student Survey 2022
Public Document

*Display This
Choice:*

*If Where or
from whom did
you receive the
assistance support
about preparing
for effective
presentat... =
Other units in the
Office of the
Graduate School*

Other units in the
Office of the
Graduate School
(S6Q3_1_4)



*Display This
Choice:*

*If Where or
from whom did
you receive the
assistance support
about preparing
for effective
presentat... = Your
Department /
Program*

Your Department
/ Program
(S6Q3_1_5)



Graduate Enrolled Student Survey 2022
Public Document

*Display This
Choice:*

*If Where or
from whom did
you receive the
assistance support
about preparing
for effective
presentat... =
Another Source*

Another source
(S6Q3_1_6)



Display This Question:

If Have you received assistance or support on any of the following? = Speaking to audiences outside your field of study [Yes]

Graduate Enrolled Student Survey 2022

Public Document

S6Q1_2_a Where or from whom did you receive the assistance support about **speaking to audiences outside your field of study?**
(Mark all that apply)

- ☐ McGraw Center for Teaching and Learning (1)
- ☐ The Writing Center or Writing Program (2)
- ☐ Center for Career Development (3)
- ☐ GradFUTURES (4)
- ☐ Other units in the Office of the Graduate School (5)
- ☐ Your Department / Program (6)
- ☐ Another Source (7)

Display This Question:

If If Where or from whom did you receive the assistance support about speaking to audiences outside your field of study? (Mark all that apply)
q://QID311/SelectedChoicesCount Is Greater Than 0



Graduate Enrolled Student Survey 2022

Public Document

S6Q1_2_b How helpful was the assistance or support on **speaking to audiences outside your field of study** you received from:

Display This Choice:

If Where or from whom did you receive the assistance support about speaking to audiences outside you... = McGraw Center for Teaching and Learning

Display This Choice:

If Where or from whom did you receive the assistance support about speaking to audiences outside you... = The Writing Center or Writing Program

Display This Choice:

If Where or from whom did you receive the assistance support about speaking to audiences outside you... = Center for Career Development

Display This Choice:

If Where or from whom did you receive the assistance support about speaking to audiences outside you... = GradFUTURES

Display This Choice:

If Where or from whom did you receive the assistance support about speaking to audiences outside you... = Other units in the Office of the Graduate School

Display This Choice:

If Where or from whom did you receive the assistance support about speaking to audiences outside you... = Your Department / Program

Display This Choice:

If Where or from whom did you receive the assistance support about speaking to audiences outside you... = Another Source

Graduate Enrolled Student Survey 2022

Public Document

	Very helpful (4)	Somewhat helpful (3)	Not very helpful (2)	Not at all helpful (1)
<p><i>Display This Choice:</i></p> <p><i>If Where or from whom did you receive the assistance support about speaking to audiences outside you... = McGraw Center for Teaching and Learning</i></p> <p>McGraw Center for Teaching and Learning (S6Q3_1_1)</p>	<input type="radio"/>	<input type="radio"/>	<input type="radio"/>	<input type="radio"/>
<p><i>Display This Choice:</i></p> <p><i>If Where or from whom did you receive the assistance support about speaking to audiences outside you... = The Writing Center or Writing Program</i></p> <p>The Writing Center or Writing Program (S6Q3_1_2)</p>	<input type="radio"/>	<input type="radio"/>	<input type="radio"/>	<input type="radio"/>

Graduate Enrolled Student Survey 2022
Public Document

*Display This
Choice:*

*If Where or
from whom did
you receive the
assistance support
about speaking to
audiences outside
you... = Center for
Career
Development*

Center for
Career
Development
(S6Q3_1_3)



*Display This
Choice:*

*If Where or
from whom did
you receive the
assistance support
about speaking to
audiences outside
you... =
GradFUTURES*

GradFUTURES
(S6Q1_1_b_7)



Graduate Enrolled Student Survey 2022
Public Document

*Display This
Choice:*

*If Where or
from whom did
you receive the
assistance support
about speaking to
audiences outside
you... = Other
units in the Office
of the Graduate
School*

Other units in the
Office of the
Graduate School
(S6Q3_1_4)



*Display This
Choice:*

*If Where or
from whom did
you receive the
assistance support
about speaking to
audiences outside
you... = Your
Department /
Program*

Your Department
/ Program
(S6Q3_1_5)



Graduate Enrolled Student Survey 2022
Public Document

*Display This
Choice:*

*If Where or
from whom did
you receive the
assistance support
about speaking to
audiences outside
you... = Another
Source*

Another source
(S6Q3_1_6)



Display This Question:

If Have you received assistance or support on any of the following? = Achieving standards of academic writing appropriate to your field of study [Yes]

Graduate Enrolled Student Survey 2022

Public Document

S6Q1_3_a Where or from whom did you receive the assistance support about **achieving standards of academic writing appropriate to your field of study**? (Mark all that apply)

- ☐ McGraw Center for Teaching and Learning (1)
- ☐ The Writing Center or Writing Program (2)
- ☐ Center for Career Development (3)
- ☐ GradFUTURES (4)
- ☐ Other units in the Office of the Graduate School (5)
- ☐ Your Department / Program (6)
- ☐ Another Source (7)

Display This Question:

If Where or from whom did you receive the assistance support about achieving standards of academic writing appropriate to your field of study? (Mark all that apply) q://QID310/SelectedChoicesCount Is Greater Than 0



Graduate Enrolled Student Survey 2022

Public Document

S6Q1_3_b How helpful was the assistance or support on **achieving standards of academic writing appropriate to your field of study** you received from:

Display This Choice:

If Where or from whom did you receive the assistance support about achieving standards of academic w... = McGraw Center for Teaching and Learning

Display This Choice:

If Where or from whom did you receive the assistance support about achieving standards of academic w... = The Writing Center or Writing Program

Display This Choice:

If Where or from whom did you receive the assistance support about achieving standards of academic w... = Center for Career Development

Display This Choice:

If Where or from whom did you receive the assistance support about achieving standards of academic w... = GradFUTURES

Display This Choice:

If Where or from whom did you receive the assistance support about achieving standards of academic w... = Other units in the Office of the Graduate School

Display This Choice:

If Where or from whom did you receive the assistance support about achieving standards of academic w... = Your Department / Program

Display This Choice:

If Where or from whom did you receive the assistance support about achieving standards of academic w... = Another Source

Graduate Enrolled Student Survey 2022

Public Document

	Very helpful (4)	Somewhat helpful (3)	Not very helpful (2)	Not at all helpful (1)
<p><i>Display This Choice:</i></p> <p><i>If Where or from whom did you receive the assistance support about achieving standards of academic w... = McGraw Center for Teaching and Learning</i></p> <p>McGraw Center for Teaching and Learning (S6Q3_1_1)</p>	<input type="radio"/>	<input type="radio"/>	<input type="radio"/>	<input type="radio"/>
<p><i>Display This Choice:</i></p> <p><i>If Where or from whom did you receive the assistance support about achieving standards of academic w... = The Writing Center or Writing Program</i></p> <p>The Writing Center or Writing Program (S6Q3_1_2)</p>	<input type="radio"/>	<input type="radio"/>	<input type="radio"/>	<input type="radio"/>

Graduate Enrolled Student Survey 2022
Public Document

*Display This
Choice:*

*If Where or
from whom did
you receive the
assistance support
about achieving
standards of
academic w... =
Center for Career
Development*

Center for
Career
Development
(S6Q3_1_3)



*Display This
Choice:*

*If Where or
from whom did
you receive the
assistance support
about achieving
standards of
academic w... =
GradFUTURES*

GradFUTURES
(S6Q1_1_b_7)




Graduate Enrolled Student Survey 2022
Public Document

*Display This
Choice:*

*If Where or
from whom did
you receive the
assistance support
about achieving
standards of
academic w... =
Other units in the
Office of the
Graduate School*


Other units in the
Office of the
Graduate School
(S6Q3_1_4)



*Display This
Choice:*

*If Where or
from whom did
you receive the
assistance support
about achieving
standards of
academic w... =
Your Department /
Program*

Your Department
/ Program
(S6Q3_1_5)



Graduate Enrolled Student Survey 2022
Public Document

*Display This
Choice:*

*If Where or
from whom did
you receive the
assistance support
about achieving
standards of
academic w... =
Another Source*

Another source
(S6Q3_1_6)



Display This Question:

If Have you received assistance or support on any of the following? = Preparing articles for publication [Yes]

Graduate Enrolled Student Survey 2022

Public Document

S6Q1_4_a Where or from whom did you receive the assistance support about **preparing articles for publication**? (Mark all that apply)

- ☐ McGraw Center for Teaching and Learning (1)
- ☐ The Writing Center or Writing Program (2)
- ☐ Center for Career Development (3)
- ☐ GradFUTURES (4)
- ☐ Other units in the Office of the Graduate School (5)
- ☐ Your Department / Program (6)
- ☐ Another Source (7)

Display This Question:

If If Where or from whom did you receive the assistance support about preparing articles for publication? (Mark all that apply)
q://QID312/SelectedChoicesCount Is Greater Than 0

X→

Graduate Enrolled Student Survey 2022

Public Document

S6Q1_4_b How helpful was the assistance or support on **preparing articles for publication** you received from:

Display This Choice:

If Where or from whom did you receive the assistance support about preparing articles for publicatio... = McGraw Center for Teaching and Learning

Display This Choice:

If Where or from whom did you receive the assistance support about preparing articles for publicatio... = The Writing Center or Writing Program

Display This Choice:

If Where or from whom did you receive the assistance support about preparing articles for publicatio... = Center for Career Development

Display This Choice:

If Where or from whom did you receive the assistance support about preparing articles for publicatio... = GradFUTURES

Display This Choice:

If Where or from whom did you receive the assistance support about preparing articles for publicatio... = Other units in the Office of the Graduate School

Display This Choice:

If Where or from whom did you receive the assistance support about preparing articles for publicatio... = Your Department / Program

Display This Choice:

If Where or from whom did you receive the assistance support about preparing articles for publicatio... = Another Source

Graduate Enrolled Student Survey 2022

Public Document

	Very helpful (4)	Somewhat helpful (3)	Not very helpful (2)	Not at all helpful (1)
<p><i>Display This Choice:</i></p> <p><i>If Where or from whom did you receive the assistance support about preparing articles for publicatio... = McGraw Center for Teaching and Learning</i></p> <p>McGraw Center for Teaching and Learning (S6Q3_1_1)</p>	<input type="radio"/>	<input type="radio"/>	<input type="radio"/>	<input type="radio"/>
<p><i>Display This Choice:</i></p> <p><i>If Where or from whom did you receive the assistance support about preparing articles for publicatio... = The Writing Center or Writing Program</i></p> <p>The Writing Center or Writing Program (S6Q3_1_2)</p>	<input type="radio"/>	<input type="radio"/>	<input type="radio"/>	<input type="radio"/>

Graduate Enrolled Student Survey 2022
Public Document

*Display This
Choice:*

*If Where or
from whom did
you receive the
assistance support
about preparing
articles for
publicatio... =
Center for Career
Development*

Center for
Career
Development
(S6Q3_1_3)



*Display This
Choice:*

*If Where or
from whom did
you receive the
assistance support
about preparing
articles for
publicatio... =
GradFUTURES*

GradFUTURES
(S6Q1_1_b_7)



Graduate Enrolled Student Survey 2022
Public Document

*Display This
Choice:*

*If Where or
from whom did
you receive the
assistance support
about preparing
articles for
publicatio... =
Other units in the
Office of the
Graduate School*


Other units in the
Office of the
Graduate School
(S6Q3_1_4)



*Display This
Choice:*

*If Where or
from whom did
you receive the
assistance support
about preparing
articles for
publicatio... = Your
Department /
Program*

Your Department
/ Program
(S6Q3_1_5)



Graduate Enrolled Student Survey 2022
Public Document

*Display This
Choice:*

*If Where or
from whom did
you receive the
assistance support
about preparing
articles for
publicatio... =
Another Source*

Another source
(S6Q3_1_6)



Display This Question:

If Have you received assistance or support on any of the following? = Writing grant or fellowship proposals [Yes]

Graduate Enrolled Student Survey 2022

Public Document

S6Q1_5_a Where or from whom did you receive the assistance support about **writing grant or fellowship proposals**? (Mark all that apply)

- ☐ McGraw Center for Teaching and Learning (1)
- ☐ The Writing Center or Writing Program (2)
- ☐ Center for Career Development (3)
- ☐ GradFUTURES (4)
- ☐ Other units in the Office of the Graduate School (5)
- ☐ Your Department / Program (6)
- ☐ Another Source (7)

Display This Question:

If If Where or from whom did you receive the assistance support about writing grant or fellowship proposals? (Mark all that apply)
q://QID313/SelectedChoicesCount Is Greater Than 0

X→

Graduate Enrolled Student Survey 2022

Public Document

S6Q1_5_b How helpful was the assistance or support on **writing grant or fellowship proposals** you received from:

Display This Choice:

If Where or from whom did you receive the assistance support about writing grant or fellowship propo... = McGraw Center for Teaching and Learning

Display This Choice:

If Where or from whom did you receive the assistance support about writing grant or fellowship propo... = The Writing Center or Writing Program

Display This Choice:

If Where or from whom did you receive the assistance support about writing grant or fellowship propo... = Center for Career Development

Display This Choice:

If Where or from whom did you receive the assistance support about writing grant or fellowship propo... = GradFUTURES

Display This Choice:

If Where or from whom did you receive the assistance support about writing grant or fellowship propo... = Other units in the Office of the Graduate School

Display This Choice:

If Where or from whom did you receive the assistance support about writing grant or fellowship propo... = Your Department / Program

Display This Choice:

If Where or from whom did you receive the assistance support about writing grant or fellowship propo... = Another Source

Graduate Enrolled Student Survey 2022

Public Document

	Very helpful (4)	Somewhat helpful (3)	Not very helpful (2)	Not at all helpful (1)
<p><i>Display This Choice:</i></p> <p><i>If Where or from whom did you receive the assistance support about writing grant or fellowship propo... = McGraw Center for Teaching and Learning</i></p> <p>McGraw Center for Teaching and Learning (S6Q3_1_1)</p>	<input type="radio"/>	<input type="radio"/>	<input type="radio"/>	<input type="radio"/>
<p><i>Display This Choice:</i></p> <p><i>If Where or from whom did you receive the assistance support about writing grant or fellowship propo... = The Writing Center or Writing Program</i></p> <p>The Writing Center or Writing Program (S6Q3_1_2)</p>	<input type="radio"/>	<input type="radio"/>	<input type="radio"/>	<input type="radio"/>

Graduate Enrolled Student Survey 2022
Public Document

*Display This
Choice:*

*If Where or
from whom did
you receive the
assistance support
about writing grant
or fellowship
propo... = Center
for Career
Development*

Center for
Career
Development
(S6Q3_1_3)



*Display This
Choice:*

*If Where or
from whom did
you receive the
assistance support
about writing grant
or fellowship
propo... =
GradFUTURES*

GradFUTURES
(S6Q1_1_b_7)



Graduate Enrolled Student Survey 2022
Public Document

*Display This
Choice:*

*If Where or
from whom did
you receive the
assistance support
about writing grant
or fellowship
propo... = Other
units in the Office
of the Graduate
School*

Other units in the
Office of the
Graduate School
(S6Q3_1_4)



*Display This
Choice:*

*If Where or
from whom did
you receive the
assistance support
about writing grant
or fellowship
propo... = Your
Department /
Program*

Your Department
/ Program
(S6Q3_1_5)



Graduate Enrolled Student Survey 2022
Public Document

*Display This
Choice:*

*If Where or
from whom did
you receive the
assistance support
about writing grant
or fellowship
propo... = Another
Source*

Another source
(S6Q3_1_6)



Display This Question:

If Have you received assistance or support on any of the following? = Conducting collaborative research [Yes]

Graduate Enrolled Student Survey 2022

Public Document

S6Q1_6_a Where or from whom did you receive the assistance support about **conducting collaborative research**? (Mark all that apply)

- ☐ McGraw Center for Teaching and Learning (1)
- ☐ The Writing Center or Writing Program (2)
- ☐ Center for Career Development (3)
- ☐ GradFUTURES (4)
- ☐ Other units in the Office of the Graduate School (5)
- ☐ Your Department / Program (6)
- ☐ Another Source (7)

Display This Question:

If If Where or from whom did you receive the assistance support about conducting collaborative research? (Mark all that apply)
q://QID314/SelectedChoicesCount Is Greater Than 0

X→

Graduate Enrolled Student Survey 2022

Public Document

S6Q1_6_b How helpful was the assistance or support on **conducting collaborative research** you received from:

Display This Choice:

If Where or from whom did you receive the assistance support about conducting collaborative research... = McGraw Center for Teaching and Learning

Display This Choice:

If Where or from whom did you receive the assistance support about conducting collaborative research... = The Writing Center or Writing Program

Display This Choice:

If Where or from whom did you receive the assistance support about conducting collaborative research... = Center for Career Development

Display This Choice:

If Where or from whom did you receive the assistance support about conducting collaborative research... = GradFUTURES

Display This Choice:

If Where or from whom did you receive the assistance support about conducting collaborative research... = Other units in the Office of the Graduate School

Display This Choice:

If Where or from whom did you receive the assistance support about conducting collaborative research... = Your Department / Program

Display This Choice:

If Where or from whom did you receive the assistance support about conducting collaborative research... = Another Source

Graduate Enrolled Student Survey 2022

Public Document

	Very helpful (4)	Somewhat helpful (3)	Not very helpful (2)	Not at all helpful (1)
<p><i>Display This Choice:</i></p> <p><i>If Where or from whom did you receive the assistance support about conducting collaborative research... = McGraw Center for Teaching and Learning</i></p> <p>McGraw Center for Teaching and Learning (S6Q3_1_1)</p>	<input type="radio"/>	<input type="radio"/>	<input type="radio"/>	<input type="radio"/>
<p><i>Display This Choice:</i></p> <p><i>If Where or from whom did you receive the assistance support about conducting collaborative research... = The Writing Center or Writing Program</i></p> <p>The Writing Center or Writing Program (S6Q3_1_2)</p>	<input type="radio"/>	<input type="radio"/>	<input type="radio"/>	<input type="radio"/>

Graduate Enrolled Student Survey 2022
Public Document

*Display This
Choice:*

*If Where or
from whom did
you receive the
assistance support
about conducting
collaborative
research... =
Center for Career
Development*

Center for
Career
Development
(S6Q3_1_3)



*Display This
Choice:*

*If Where or
from whom did
you receive the
assistance support
about conducting
collaborative
research... =
GradFUTURES*

GradFUTURES
(S6Q1_1_b_7)



Graduate Enrolled Student Survey 2022
Public Document

*Display This
Choice:*

*If Where or
from whom did
you receive the
assistance support
about conducting
collaborative
research... = Other
units in the Office
of the Graduate
School*

Other units in the
Office of the
Graduate School
(S6Q3_1_4)



*Display This
Choice:*

*If Where or
from whom did
you receive the
assistance support
about conducting
collaborative
research... = Your
Department /
Program*

Your Department
/ Program
(S6Q3_1_5)



Graduate Enrolled Student Survey 2022
Public Document

*Display This
Choice:*

*If Where or
from whom did
you receive the
assistance support
about conducting
collaborative
research... =
Another Source*

Another source
(S6Q3_1_6)



Display This Question:

If Have you received assistance or support on any of the following? = Teaching/pedagogy in your discipline [Yes]

Graduate Enrolled Student Survey 2022

Public Document

S6Q1_7_a Where or from whom did you receive the assistance support about **teaching/pedagogy in your discipline?** (Mark all that apply)

- ☐ McGraw Center for Teaching and Learning (1)
- ☐ The Writing Center or Writing Program (2)
- ☐ Center for Career Development (3)
- ☐ GradFUTURES (4)
- ☐ Other units in the Office of the Graduate School (5)
- ☐ Your Department / Program (6)
- ☐ Another Source (7)

Display This Question:

If If Where or from whom did you receive the assistance support about teaching/pedagogy in your discipl... q://QID315/SelectedChoicesCount Is Greater Than 0

X→

Graduate Enrolled Student Survey 2022

Public Document

S6Q1_7_b How helpful was the assistance or support on **teaching/pedagogy in your discipline** you received from:

Display This Choice:

If Where or from whom did you receive the assistance support about teaching/pedagogy in your discipl... = McGraw Center for Teaching and Learning

Display This Choice:

If Where or from whom did you receive the assistance support about teaching/pedagogy in your discipl... = The Writing Center or Writing Program

Display This Choice:

If Where or from whom did you receive the assistance support about teaching/pedagogy in your discipl... = Center for Career Development

Display This Choice:

If Where or from whom did you receive the assistance support about teaching/pedagogy in your discipl... = GradFUTURES

Display This Choice:

If Where or from whom did you receive the assistance support about teaching/pedagogy in your discipl... = Other units in the Office of the Graduate School

Display This Choice:

If Where or from whom did you receive the assistance support about teaching/pedagogy in your discipl... = Your Department / Program

Display This Choice:

If Where or from whom did you receive the assistance support about teaching/pedagogy in your discipl... = Another Source

Graduate Enrolled Student Survey 2022

Public Document

	Very helpful (4)	Somewhat helpful (3)	Not very helpful (2)	Not at all helpful (1)
<p><i>Display This Choice:</i></p> <p><i>If Where or from whom did you receive the assistance support about teaching/pedagogy in your discipl... = McGraw Center for Teaching and Learning</i></p> <p>McGraw Center for Teaching and Learning (S6Q3_1_1)</p>	<input type="radio"/>	<input type="radio"/>	<input type="radio"/>	<input type="radio"/>
<p><i>Display This Choice:</i></p> <p><i>If Where or from whom did you receive the assistance support about teaching/pedagogy in your discipl... = The Writing Center or Writing Program</i></p> <p>The Writing Center or Writing Program (S6Q3_1_2)</p>	<input type="radio"/>	<input type="radio"/>	<input type="radio"/>	<input type="radio"/>

Graduate Enrolled Student Survey 2022
Public Document

*Display This
Choice:*

*If Where or
from whom did you
receive the
assistance support
about
teaching/pedagogy
in your discipl... =
Center for Career
Development*

Center for
Career
Development
(S6Q3_1_3)



*Display This
Choice:*

*If Where or
from whom did you
receive the
assistance support
about
teaching/pedagogy
in your discipl... =
GradFUTURES*

GradFUTURES
(S6Q1_1_b_7)



Graduate Enrolled Student Survey 2022
Public Document

*Display This
Choice:*

*If Where or
from whom did you
receive the
assistance support
about
teaching/pedagogy
in your discipl... =
Other units in the
Office of the
Graduate School*

Other units in the
Office of the
Graduate School
(S6Q3_1_4)



*Display This
Choice:*

*If Where or
from whom did you
receive the
assistance support
about
teaching/pedagogy
in your discipl... =
Your Department /
Program*

Your Department
/ Program
(S6Q3_1_5)



Graduate Enrolled Student Survey 2022
Public Document

*Display This
Choice:*

*If Where or
from whom did you
receive the
assistance support
about
teaching/pedagogy
in your discipl... =
Another Source*

Another source
(S6Q3_1_6)



Display This Question:

If Have you received assistance or support on any of the following? = Training in research or professional ethics in your field [Yes]

Graduate Enrolled Student Survey 2022

Public Document

S6Q1_8_a Where or from whom did you receive the assistance support about **training in research or professional ethics in your field?** (Mark all that apply)

- ☐ McGraw Center for Teaching and Learning (1)
- ☐ The Writing Center or Writing Program (2)
- ☐ Center for Career Development (3)
- ☐ GradFUTURES (4)
- ☐ Other units in the Office of the Graduate School (5)
- ☐ Your Department / Program (6)
- ☐ Another Source (7)

Display This Question:

If If Where or from whom did you receive the assistance support about training in research or professional ethics in your field? (Mark all that apply) q://QID316/SelectedChoicesCount Is Greater Than 0



Graduate Enrolled Student Survey 2022

Public Document

S6Q1_8_b How helpful was the assistance or support on **training in research or professional ethics in your field** you received from:

Display This Choice:

If Where or from whom did you receive the assistance support about training in research or professio... = McGraw Center for Teaching and Learning

Display This Choice:

If Where or from whom did you receive the assistance support about training in research or professio... = The Writing Center or Writing Program

Display This Choice:

If Where or from whom did you receive the assistance support about training in research or professio... = Center for Career Development

Display This Choice:

If Where or from whom did you receive the assistance support about training in research or professio... = GradFUTURES

Display This Choice:

If Where or from whom did you receive the assistance support about training in research or professio... = Other units in the Office of the Graduate School

Display This Choice:

If Where or from whom did you receive the assistance support about training in research or professio... = Your Department / Program

Display This Choice:

If Where or from whom did you receive the assistance support about training in research or professio... = Another Source

Graduate Enrolled Student Survey 2022

Public Document

	Very helpful (4)	Somewhat helpful (3)	Not very helpful (2)	Not at all helpful (1)
<p><i>Display This Choice:</i></p> <p><i>If Where or from whom did you receive the assistance support about training in research or professio... = McGraw Center for Teaching and Learning</i></p> <p>McGraw Center for Teaching and Learning (S6Q3_1_1)</p>	<input type="radio"/>	<input type="radio"/>	<input type="radio"/>	<input type="radio"/>
<p><i>Display This Choice:</i></p> <p><i>If Where or from whom did you receive the assistance support about training in research or professio... = The Writing Center or Writing Program</i></p> <p>The Writing Center or Writing Program (S6Q3_1_2)</p>	<input type="radio"/>	<input type="radio"/>	<input type="radio"/>	<input type="radio"/>

Graduate Enrolled Student Survey 2022
Public Document

*Display This
Choice:*

*If Where or
from whom did
you receive the
assistance support
about training in
research or
professio... =
Center for Career
Development*

Center for
Career
Development
(S6Q3_1_3)



*Display This
Choice:*

*If Where or
from whom did
you receive the
assistance support
about training in
research or
professio... =
GradFUTURES*

GradFUTURES
(S6Q1_1_b_7)



Graduate Enrolled Student Survey 2022
Public Document

*Display This
Choice:*

*If Where or
from whom did
you receive the
assistance support
about training in
research or
professio... =
Other units in the
Office of the
Graduate School*

Other units in the
Office of the
Graduate School
(S6Q3_1_4)



*Display This
Choice:*

*If Where or
from whom did
you receive the
assistance support
about training in
research or
professio... = Your
Department /
Program*

Your Department
/ Program
(S6Q3_1_5)



Graduate Enrolled Student Survey 2022
Public Document

*Display This
Choice:*

*If Where or
from whom did
you receive the
assistance support
about training in
research or
professio... =
Another Source*

Another source
(S6Q3_1_6)



Display This Question:

If Have you received assistance or support on any of the following? = Avoiding plagiarism and other violations of the standards of academic integrity [Yes]

Graduate Enrolled Student Survey 2022

Public Document

S6Q1_9_a Where or from whom did you receive the assistance support about **avoiding plagiarism and other violations of the standards of academic integrity**? (Mark all that apply)

- ☐ McGraw Center for Teaching and Learning (1)
- ☐ The Writing Center or Writing Program (2)
- ☐ Center for Career Development (3)
- ☐ GradFUTURES (4)
- ☐ Other units in the Office of the Graduate School (5)
- ☐ Your Department / Program (6)
- ☐ Another Source (7)

Display This Question:

If If Where or from whom did you receive the assistance support about avoiding plagiarism and other violations of the standards of academic integrity? (Mark all that apply) q://QID317/SelectedChoicesCount Is Greater Than 0



Graduate Enrolled Student Survey 2022

Public Document

S6Q1_9_b How helpful was the assistance or support on **avoiding plagiarism and other violations of the standards of academic integrity** you received from:

Display This Choice:

If Where or from whom did you receive the assistance support about avoiding plagiarism and other vio... = McGraw Center for Teaching and Learning

Display This Choice:

If Where or from whom did you receive the assistance support about avoiding plagiarism and other vio... = The Writing Center or Writing Program

Display This Choice:

If Where or from whom did you receive the assistance support about avoiding plagiarism and other vio... = Center for Career Development

Display This Choice:

If Where or from whom did you receive the assistance support about avoiding plagiarism and other vio... = GradFUTURES

Display This Choice:

If Where or from whom did you receive the assistance support about avoiding plagiarism and other vio... = Other units in the Office of the Graduate School

Display This Choice:

If Where or from whom did you receive the assistance support about avoiding plagiarism and other vio... = Your Department / Program

Display This Choice:

If Where or from whom did you receive the assistance support about avoiding plagiarism and other vio... = Another Source

Graduate Enrolled Student Survey 2022

Public Document

	Very helpful (4)	Somewhat helpful (3)	Not very helpful (2)	Not at all helpful (1)
<p><i>Display This Choice:</i></p> <p><i>If Where or from whom did you receive the assistance support about avoiding plagiarism and other vio... = McGraw Center for Teaching and Learning</i></p> <p>McGraw Center for Teaching and Learning (S6Q3_1_1)</p>	<input type="radio"/>	<input type="radio"/>	<input type="radio"/>	<input type="radio"/>
<p><i>Display This Choice:</i></p> <p><i>If Where or from whom did you receive the assistance support about avoiding plagiarism and other vio... = The Writing Center or Writing Program</i></p> <p>The Writing Center or Writing Program (S6Q3_1_2)</p>	<input type="radio"/>	<input type="radio"/>	<input type="radio"/>	<input type="radio"/>

Graduate Enrolled Student Survey 2022
Public Document

*Display This
Choice:*

*If Where or
from whom did
you receive the
assistance support
about avoiding
plagiarism and
other vio... =
Center for Career
Development*

Center for
Career
Development
(S6Q3_1_3)



*Display This
Choice:*

*If Where or
from whom did
you receive the
assistance support
about avoiding
plagiarism and
other vio... =
GradFUTURES*

GradFUTURES
(S6Q1_1_b_7)



Graduate Enrolled Student Survey 2022
Public Document

*Display This
Choice:*

*If Where or
from whom did
you receive the
assistance support
about avoiding
plagiarism and
other vio... = Other
units in the Office
of the Graduate
School*


Other units in the
Office of the
Graduate School
(S6Q3_1_4)



*Display This
Choice:*

*If Where or
from whom did
you receive the
assistance support
about avoiding
plagiarism and
other vio... = Your
Department /
Program*

Your Department
/ Program
(S6Q3_1_5)



Graduate Enrolled Student Survey 2022
Public Document

*Display This
Choice:*

*If Where or
from whom did
you receive the
assistance support
about avoiding
plagiarism and
other vio... =
Another Source*

Another source
(S6Q3_1_6)



Display This Question:

If Have you received assistance or support on any of the following? = Learning a foreign language for research or teaching purposes [Yes]

Graduate Enrolled Student Survey 2022

Public Document

S6Q1_10_a Where or from whom did you receive the assistance support about **learning a foreign language for research or teaching purposes**? (Mark all that apply)

- ☐ McGraw Center for Teaching and Learning (1)
- ☐ The Writing Center or Writing Program (2)
- ☐ Center for Career Development (3)
- ☐ GradFUTURES (4)
- ☐ Other units in the Office of the Graduate School (5)
- ☐ Your Department / Program (6)
- ☐ Another Source (7)

Display This Question:

If If Where or from whom did you receive the assistance support about learning a foreign language for research or teaching purposes ? (Mark all that apply) q://QID318/SelectedChoicesCount Is Greater Than 0



Graduate Enrolled Student Survey 2022

Public Document

S6Q1_10_b How helpful was the assistance or support on **learning a foreign language for research or teaching purposes** you received from:

Display This Choice:

If Where or from whom did you receive the assistance support about learning a foreign language for r... = McGraw Center for Teaching and Learning

Display This Choice:

If Where or from whom did you receive the assistance support about learning a foreign language for r... = The Writing Center or Writing Program

Display This Choice:

If Where or from whom did you receive the assistance support about learning a foreign language for r... = Center for Career Development

Display This Choice:

If Where or from whom did you receive the assistance support about learning a foreign language for r... = GradFUTURES

Display This Choice:

If Where or from whom did you receive the assistance support about learning a foreign language for r... = Other units in the Office of the Graduate School

Display This Choice:

If Where or from whom did you receive the assistance support about learning a foreign language for r... = Your Department / Program

Display This Choice:

If Where or from whom did you receive the assistance support about learning a foreign language for r... = Another Source

Graduate Enrolled Student Survey 2022

Public Document

	Very helpful (4)	Somewhat helpful (3)	Not very helpful (2)	Not at all helpful (1)
<p><i>Display This Choice:</i></p> <p><i>If Where or from whom did you receive the assistance support about learning a foreign language for r... = McGraw Center for Teaching and Learning</i></p> <p>McGraw Center for Teaching and Learning (S6Q3_1_1)</p>	<input type="radio"/>	<input type="radio"/>	<input type="radio"/>	<input type="radio"/>
<p><i>Display This Choice:</i></p> <p><i>If Where or from whom did you receive the assistance support about learning a foreign language for r... = The Writing Center or Writing Program</i></p> <p>The Writing Center or Writing Program (S6Q3_1_2)</p>	<input type="radio"/>	<input type="radio"/>	<input type="radio"/>	<input type="radio"/>

Graduate Enrolled Student Survey 2022
Public Document

*Display This
Choice:*

*If Where or
from whom did
you receive the
assistance support
about learning a
foreign language
for r... = Center for
Career
Development*

Center for
Career
Development
(S6Q3_1_3)



*Display This
Choice:*

*If Where or
from whom did
you receive the
assistance support
about learning a
foreign language
for r... =
GradFUTURES*

GradFUTURES
(S6Q1_1_b_7)



Graduate Enrolled Student Survey 2022
Public Document

*Display This
Choice:*

*If Where or
from whom did
you receive the
assistance support
about learning a
foreign language
for r... = Other
units in the Office
of the Graduate
School*

Other units in the
Office of the
Graduate School
(S6Q3_1_4)



*Display This
Choice:*

*If Where or
from whom did
you receive the
assistance support
about learning a
foreign language
for r... = Your
Department /
Program*

Your Department
/ Program
(S6Q3_1_5)



Graduate Enrolled Student Survey 2022
Public Document

*Display This
Choice:*

*If Where or
from whom did
you receive the
assistance support
about learning a
foreign language
for r... = Another
Source*

Another source
(S6Q3_1_6)



Display This Question:

If Have you received assistance or support on any of the following? = Preparing for job interviews [Yes]

Graduate Enrolled Student Survey 2022

Public Document

S6Q1_11_a Where or from whom did you receive the assistance support about **preparing for job interviews**? (Mark all that apply)

- ☐ McGraw Center for Teaching and Learning (1)
- ☐ The Writing Center or Writing Program (2)
- ☐ Center for Career Development (3)
- ☐ GradFUTURES (4)
- ☐ Other units in the Office of the Graduate School (5)
- ☐ Your Department / Program (6)
- ☐ Another Source (7)

Display This Question:

If If Where or from whom did you receive the assistance support about preparing for job interviews? (Mark all that apply)
q://QID319/SelectedChoicesCount Is Greater Than 0



Graduate Enrolled Student Survey 2022

Public Document

S6Q1_11_b How helpful was the assistance or support on **preparing for job interviews** you received from:

Display This Choice:

If Where or from whom did you receive the assistance support about preparing for job interviews? (Ma... = McGraw Center for Teaching and Learning

Display This Choice:

If Where or from whom did you receive the assistance support about preparing for job interviews? (Ma... = The Writing Center or Writing Program

Display This Choice:

If Where or from whom did you receive the assistance support about preparing for job interviews? (Ma... = Center for Career Development

Display This Choice:

If Where or from whom did you receive the assistance support about preparing for job interviews? (Ma... = GradFUTURES

Display This Choice:

If Where or from whom did you receive the assistance support about preparing for job interviews? (Ma... = Other units in the Office of the Graduate School

Display This Choice:

If Where or from whom did you receive the assistance support about preparing for job interviews? (Ma... = Your Department / Program

Display This Choice:

If Where or from whom did you receive the assistance support about preparing for job interviews? (Ma... = Another Source

Graduate Enrolled Student Survey 2022

Public Document

	Very helpful (4)	Somewhat helpful (3)	Not very helpful (2)	Not at all helpful (1)
<p><i>Display This Choice:</i></p> <p><i>If Where or from whom did you receive the assistance support about preparing for job interviews? (Ma... = McGraw Center for Teaching and Learning</i></p>	<input type="radio"/>	<input type="radio"/>	<input type="radio"/>	<input type="radio"/>
<p>McGraw Center for Teaching and Learning (S6Q3_1_1)</p>				
<p><i>Display This Choice:</i></p> <p><i>If Where or from whom did you receive the assistance support about preparing for job interviews? (Ma... = The Writing Center or Writing Program</i></p>	<input type="radio"/>	<input type="radio"/>	<input type="radio"/>	<input type="radio"/>
<p>The Writing Center or Writing Program (S6Q3_1_2)</p>				

Graduate Enrolled Student Survey 2022
Public Document

*Display This
Choice:*

*If Where or
from whom did
you receive the
assistance support
about preparing
for job interviews?
(Ma... = Center for
Career
Development*

Center for
Career
Development
(S6Q3_1_3)



*Display This
Choice:*

*If Where or
from whom did
you receive the
assistance support
about preparing
for job interviews?
(Ma... =
GradFUTURES*

GradFUTURES
(S6Q1_1_b_7)



Graduate Enrolled Student Survey 2022
Public Document

*Display This
Choice:*

*If Where or
from whom did
you receive the
assistance support
about preparing
for job interviews?
(Ma... = Other
units in the Office
of the Graduate
School*



Other units in the
Office of the
Graduate School
(S6Q3_1_4)

*Display This
Choice:*

*If Where or
from whom did
you receive the
assistance support
about preparing
for job interviews?
(Ma... = Your
Department /
Program*



Your Department
/ Program
(S6Q3_1_5)

Graduate Enrolled Student Survey 2022
Public Document

*Display This
Choice:*

*If Where or
from whom did
you receive the
assistance support
about preparing
for job interviews?
(Ma... = Another
Source*

Another source
(S6Q3_1_6)



Display This Question:

If Have you received assistance or support on any of the following? = Planning for academic career [Yes]

Graduate Enrolled Student Survey 2022

Public Document

S6Q1_12_a Where or from whom did you receive the assistance support about **planning for academic career**? (Mark all that apply)

- ☐ McGraw Center for Teaching and Learning (1)
- ☐ The Writing Center or Writing Program (2)
- ☐ Center for Career Development (3)
- ☐ GradFUTURES (4)
- ☐ Other units in the Office of the Graduate School (5)
- ☐ Your Department / Program (6)
- ☐ Another Source (7)

Display This Question:

If If Where or from whom did you receive the assistance support about planning for academic career ? (Mark all that apply)
q://QID320/SelectedChoicesCount Is Greater Than 0



Graduate Enrolled Student Survey 2022

Public Document

S6Q1_12_b How helpful was the assistance or support on **planning for academic career** you received from:

Display This Choice:

If Where or from whom did you receive the assistance support about planning for academic career? (Ma... = McGraw Center for Teaching and Learning

Display This Choice:

If Where or from whom did you receive the assistance support about planning for academic career? (Ma... = The Writing Center or Writing Program

Display This Choice:

If Where or from whom did you receive the assistance support about planning for academic career? (Ma... = Center for Career Development

Display This Choice:

If Where or from whom did you receive the assistance support about planning for academic career? (Ma... = GradFUTURES

Display This Choice:

If Where or from whom did you receive the assistance support about planning for academic career? (Ma... = Other units in the Office of the Graduate School

Display This Choice:

If Where or from whom did you receive the assistance support about planning for academic career? (Ma... = Your Department / Program

Display This Choice:

If Where or from whom did you receive the assistance support about planning for academic career? (Ma... = Another Source

Graduate Enrolled Student Survey 2022

Public Document

	Very helpful (4)	Somewhat helpful (3)	Not very helpful (2)	Not at all helpful (1)
<p><i>Display This Choice:</i></p> <p><i>If Where or from whom did you receive the assistance support about planning for academic career? (Ma... = McGraw Center for Teaching and Learning</i></p>	<input type="radio"/>	<input type="radio"/>	<input type="radio"/>	<input type="radio"/>
<p>McGraw Center for Teaching and Learning (S6Q3_1_1)</p>				
<p><i>Display This Choice:</i></p> <p><i>If Where or from whom did you receive the assistance support about planning for academic career? (Ma... = The Writing Center or Writing Program</i></p>	<input type="radio"/>	<input type="radio"/>	<input type="radio"/>	<input type="radio"/>
<p>The Writing Center or Writing Program (S6Q3_1_2)</p>				

Graduate Enrolled Student Survey 2022
Public Document

*Display This
Choice:*

*If Where or
from whom did
you receive the
assistance support
about planning for
academic career?
(Ma... = Center for
Career
Development*

Center for
Career
Development
(S6Q3_1_3)



*Display This
Choice:*

*If Where or
from whom did
you receive the
assistance support
about planning for
academic career?
(Ma... =
GradFUTURES*

GradFUTURES
(S6Q1_1_b_7)



Graduate Enrolled Student Survey 2022
Public Document

*Display This
Choice:*

*If Where or
from whom did
you receive the
assistance support
about planning for
academic career?
(Ma... = Other
units in the Office
of the Graduate
School*



Other units in the
Office of the
Graduate School
(S6Q3_1_4)

*Display This
Choice:*

*If Where or
from whom did
you receive the
assistance support
about planning for
academic career?
(Ma... = Your
Department /
Program*



Your Department
/ Program
(S6Q3_1_5)

Graduate Enrolled Student Survey 2022
Public Document

*Display This
Choice:*

*If Where or
from whom did
you receive the
assistance support
about planning for
academic career?
(Ma... = Another
Source*

Another source
(S6Q3_1_6)



Display This Question:

If Have you received assistance or support on any of the following? = Planning for non-academic career beyond the academy [Yes]

Graduate Enrolled Student Survey 2022

Public Document

S6Q1_13_a Where or from whom did you receive the assistance support about **planning for careers beyond the academy?** (Mark all that apply)

- ☐ McGraw Center for Teaching and Learning (1)
- ☐ The Writing Center or Writing Program (2)
- ☐ Center for Career Development (3)
- ☐ GradFUTURES (4)
- ☐ Other units in the Office of the Graduate School (5)
- ☐ Your Department / Program (6)
- ☐ Another Source (7)

Display This Question:

If If Where or from whom did you receive the assistance support about planning for careers beyond the a... q://QID321/SelectedChoicesCount Is Greater Than 0



Graduate Enrolled Student Survey 2022

Public Document

S6Q1_13_b How helpful was the assistance or support on **planning for careers beyond the academy** you received from:

Display This Choice:

If Where or from whom did you receive the assistance support about planning for careers beyond the a... = McGraw Center for Teaching and Learning

Display This Choice:

If Where or from whom did you receive the assistance support about planning for careers beyond the a... = The Writing Center or Writing Program

Display This Choice:

If Where or from whom did you receive the assistance support about planning for careers beyond the a... = Center for Career Development

Display This Choice:

If Where or from whom did you receive the assistance support about planning for careers beyond the a... = GradFUTURES

Display This Choice:

If Where or from whom did you receive the assistance support about planning for careers beyond the a... = Other units in the Office of the Graduate School

Display This Choice:

If Where or from whom did you receive the assistance support about planning for careers beyond the a... = Your Department / Program

Display This Choice:

If Where or from whom did you receive the assistance support about planning for careers beyond the a... = Another Source

Graduate Enrolled Student Survey 2022

Public Document

	Very helpful (4)	Somewhat helpful (3)	Not very helpful (2)	Not at all helpful (1)
<p><i>Display This Choice:</i></p> <p><i>If Where or from whom did you receive the assistance support about planning for careers beyond the a... = McGraw Center for Teaching and Learning</i></p> <p>McGraw Center for Teaching and Learning (S6Q3_1_1)</p>	<input type="radio"/>	<input type="radio"/>	<input type="radio"/>	<input type="radio"/>
<p><i>Display This Choice:</i></p> <p><i>If Where or from whom did you receive the assistance support about planning for careers beyond the a... = The Writing Center or Writing Program</i></p> <p>The Writing Center or Writing Program (S6Q3_1_2)</p>	<input type="radio"/>	<input type="radio"/>	<input type="radio"/>	<input type="radio"/>

Graduate Enrolled Student Survey 2022
Public Document

*Display This
Choice:*

*If Where or
from whom did
you receive the
assistance support
about planning for
careers beyond
the a... = Center
for Career
Development*

Center for
Career
Development
(S6Q3_1_3)



*Display This
Choice:*

*If Where or
from whom did
you receive the
assistance support
about planning for
careers beyond
the a... =
GradFUTURES*

GradFUTURES
(S6Q1_1_b_7)



Graduate Enrolled Student Survey 2022
Public Document

*Display This
Choice:*

*If Where or
from whom did
you receive the
assistance support
about planning for
careers beyond
the a... = Other
units in the Office
of the Graduate
School*

Other units in the
Office of the
Graduate School
(S6Q3_1_4)



*Display This
Choice:*

*If Where or
from whom did
you receive the
assistance support
about planning for
careers beyond
the a... = Your
Department /
Program*

Your Department
/ Program
(S6Q3_1_5)



Graduate Enrolled Student Survey 2022
Public Document

Display This
Choice:

If Where or
from whom did
you receive the
assistance support
about planning for
careers beyond
the a... = Another
Source

Another source
(S6Q3_1_6)



Display This Question:

If Have you received assistance or support on any of the following? [Have not sought assistance or support] (Count) >= 1

Or Have you received assistance or support on any of the following? [Assistance or support not available] (Count) >= 1



Graduate Enrolled Student Survey 2022

Public Document

S6Q4 Please indicate which areas you would like to develop in the next year. (Mark all that apply)

Display This Choice:

If Have you received assistance or support on any of the following? != Preparing for effective presentations [Yes]

☐ Preparing for effective presentations (1)

Display This Choice:

If Have you received assistance or support on any of the following? != Speaking to audiences outside your field of study [Yes]

☐ Speaking to audiences outside your field of study (2)

Display This Choice:

If Have you received assistance or support on any of the following? != Achieving standards of academic writing appropriate to your field of study [Yes]

☐ Achieving standards of academic writing appropriate to your field of study (3)

Display This Choice:

If Have you received assistance or support on any of the following? != Preparing articles for publication [Yes]

☐ Preparing articles for publication (4)

Display This Choice:

If Have you received assistance or support on any of the following? != Writing grant or fellowship proposals [Yes]

☐ Writing grant or fellowship proposals (5)

Display This Choice:

If Have you received assistance or support on any of the following? != Conducting collaborative research [Yes]

☐ Conducting collaborative research (6)

Display This Choice:

Graduate Enrolled Student Survey 2022

Public Document

If Have you received assistance or support on any of the following? != Teaching/pedagogy in your discipline [Yes]

☐ Teaching/pedagogy in your discipline (7)

Display This Choice:

If Have you received assistance or support on any of the following? != Training in research or professional ethics in your field [Yes]

☐ Training in research or professional ethics in your field (8)

Display This Choice:

If Have you received assistance or support on any of the following? != Avoiding plagiarism and other violations of the standards of academic integrity [Yes]

☐ Avoiding plagiarism and other violations of the standards of academic integrity (9)

Display This Choice:

If Have you received assistance or support on any of the following? != Learning a foreign language for research or teaching purposes [Yes]

☐ Learning a foreign language for research or teaching purposes (10)

Display This Choice:

If Have you received assistance or support on any of the following? != Preparing for job interviews [Yes]

☐ Preparing for job interviews (11)

Display This Choice:

If Have you received assistance or support on any of the following? != Planning for academic career [Yes]

☐ Planning for academic career (12)

Display This Choice:

If Have you received assistance or support on any of the following? != Planning for non-academic career beyond the academy [Yes]

☐ Planning for careers beyond the academy (13)

Graduate Enrolled Student Survey 2022
Public Document

Display This Question:

If Please indicate which areas you would like to develop in the next year. (Mark all that apply) = Preparing for effective presentations

S6Q4_1 Where on campus you would expect to find assistance on **preparing for effective presentations**? (Mark all that apply)

- ☐ McGraw Center for Teaching and Learning (1)
- ☐ The Writing Center or Writing Program (2)
- ☐ Center for Career Development (3)
- ☐ GradFUTURES (4)
- ☐ Other units in the Office of the Graduate School (5)
- ☐ Your Department / Program (6)
- ☐ Another Source (7)
- ☒ I don't know (8)

Display This Question:

If Please indicate which areas you would like to develop in the next year. (Mark all that apply) = Speaking to audiences outside your field of study

Graduate Enrolled Student Survey 2022

Public Document

S6Q4_2 Where on campus you would expect to find assistance on **speaking to audiences outside your field of study**? (Mark all that apply)

- ☐ McGraw Center for Teaching and Learning (1)
- ☐ The Writing Center or Writing Program (2)
- ☐ Center for Career Development (3)
- ☐ GradFUTURES (4)
- ☐ Other units in the Office of the Graduate School (5)
- ☐ Your Department / Program (6)
- ☐ Another Source (7)
- ☒ I don't know (8)

Display This Question:

If Please indicate which areas you would like to develop in the next year. (Mark all that apply) = Achieving standards of academic writing appropriate to your field of study

Graduate Enrolled Student Survey 2022

Public Document

S6Q4_3 Where on campus you would expect to find assistance on **achieving standards of academic writing appropriate to your field of study**? (Mark all that apply)

- ☐ McGraw Center for Teaching and Learning (1)
- ☐ The Writing Center or Writing Program (2)
- ☐ Center for Career Development (3)
- ☐ GradFUTURES (4)
- ☐ Other units in the Office of the Graduate School (5)
- ☐ Your Department / Program (6)
- ☐ Another Source (7)
- ☒ I don't know (8)

Display This Question:

If Please indicate which areas you would like to develop in the next year. (Mark all that apply) = Preparing articles for publication

Graduate Enrolled Student Survey 2022

Public Document

S6Q4_4 Where on campus you would expect to find assistance on **preparing articles for publication?** (Mark all that apply)

- ☐ McGraw Center for Teaching and Learning (1)
- ☐ The Writing Center or Writing Program (2)
- ☐ Center for Career Development (3)
- ☐ GradFUTURES (4)
- ☐ Other units in the Office of the Graduate School (5)
- ☐ Your Department / Program (6)
- ☐ Another Source (7)
- ☒ I don't know (8)

Display This Question:

If Please indicate which areas you would like to develop in the next year. (Mark all that apply) = Writing grant or fellowship proposals

Graduate Enrolled Student Survey 2022

Public Document

S6Q4_5 Where on campus you would expect to find assistance on **writing grant or fellowship proposals**? (Mark all that apply)

- ☐ McGraw Center for Teaching and Learning (1)
- ☐ The Writing Center or Writing Program (2)
- ☐ Center for Career Development (3)
- ☐ GradFUTURES (4)
- ☐ Other units in the Office of the Graduate School (5)
- ☐ Your Department / Program (6)
- ☐ Another Source (7)
- ☒ I don't know (8)

Display This Question:

If Please indicate which areas you would like to develop in the next year. (Mark all that apply) = Conducting collaborative research

Graduate Enrolled Student Survey 2022

Public Document

S6Q4_6 Where on campus you would expect to find assistance on **conducting collaborative research**? (Mark all that apply)

- ☐ McGraw Center for Teaching and Learning (1)
- ☐ The Writing Center or Writing Program (2)
- ☐ Center for Career Development (3)
- ☐ GradFUTURES (4)
- ☐ Other units in the Office of the Graduate School (5)
- ☐ Your Department / Program (6)
- ☐ Another Source (7)
- ☒ I don't know (8)

Display This Question:

If Please indicate which areas you would like to develop in the next year. (Mark all that apply) = Teaching/pedagogy in your discipline

Graduate Enrolled Student Survey 2022

Public Document

S6Q4_7 Where on campus you would expect to find assistance on **teaching/pedagogy in your discipline?** (Mark all that apply)

- ☐ McGraw Center for Teaching and Learning (1)
- ☐ The Writing Center or Writing Program (2)
- ☐ Center for Career Development (3)
- ☐ GradFUTURES (4)
- ☐ Other units in the Office of the Graduate School (5)
- ☐ Your Department / Program (6)
- ☐ Another Source (7)
- ☒ I don't know (8)

Display This Question:

If Please indicate which areas you would like to develop in the next year. (Mark all that apply) = Training in research or professional ethics in your field

Graduate Enrolled Student Survey 2022

Public Document

S6Q4_8 Where on campus you would expect to find assistance on **training in research or professional ethics in your field?**
(Mark all that apply)

- ☐ McGraw Center for Teaching and Learning (1)
- ☐ The Writing Center or Writing Program (2)
- ☐ Center for Career Development (3)
- ☐ GradFUTURES (4)
- ☐ Other units in the Office of the Graduate School (5)
- ☐ Your Department / Program (6)
- ☐ Another Source (7)
- ☒ I don't know (8)

Display This Question:

If Please indicate which areas you would like to develop in the next year. (Mark all that apply) = Avoiding plagiarism and other violations of the standards of academic integrity

Graduate Enrolled Student Survey 2022

Public Document

S6Q4_9 Where on campus you would expect to find assistance on **avoiding plagiarism and other violations of the standards of academic integrity**? (Mark all that apply)

- ☐ McGraw Center for Teaching and Learning (1)
- ☐ The Writing Center or Writing Program (2)
- ☐ Center for Career Development (3)
- ☐ GradFUTURES (4)
- ☐ Other units in the Office of the Graduate School (5)
- ☐ Your Department / Program (6)
- ☐ Another Source (7)
- ☒ I don't know (8)

Display This Question:

If Please indicate which areas you would like to develop in the next year. (Mark all that apply) = Learning a foreign language for research or teaching purposes

Graduate Enrolled Student Survey 2022

Public Document

S6Q4_10 Where on campus you would expect to find assistance on **learning a foreign language for research or teaching purposes**? (Mark all that apply)

- ☐ McGraw Center for Teaching and Learning (1)
- ☐ The Writing Center or Writing Program (2)
- ☐ Center for Career Development (3)
- ☐ GradFUTURES (4)
- ☐ Other units in the Office of the Graduate School (5)
- ☐ Your Department / Program (6)
- ☐ Another Source (7)
- ☒ I don't know (8)

Display This Question:

If Please indicate which areas you would like to develop in the next year. (Mark all that apply) = Preparing for job interviews

Graduate Enrolled Student Survey 2022

Public Document

S6Q4_11 Where on campus you would expect to find assistance on **preparing for job interviews?** (Mark all that apply)

- ☐ McGraw Center for Teaching and Learning (1)
- ☐ The Writing Center or Writing Program (2)
- ☐ Center for Career Development (3)
- ☐ GradFUTURES (4)
- ☐ Other units in the Office of the Graduate School (5)
- ☐ Your Department / Program (6)
- ☐ Another Source (7)
- ☒ I don't know (8)

Display This Question:

If Please indicate which areas you would like to develop in the next year. (Mark all that apply) = Planning for academic career

Graduate Enrolled Student Survey 2022

Public Document

S6Q4_12 Where on campus you would expect to find assistance on **planning for an academic career?** (Mark all that apply)

- ☐ McGraw Center for Teaching and Learning (1)
- ☐ The Writing Center or Writing Program (2)
- ☐ Center for Career Development (3)
- ☐ GradFUTURES (4)
- ☐ Other units in the Office of the Graduate School (5)
- ☐ Your Department / Program (6)
- ☐ Another Source (7)
- ☒ I don't know (8)

Display This Question:

If Please indicate which areas you would like to develop in the next year. (Mark all that apply) = Planning for careers beyond the academy

Graduate Enrolled Student Survey 2022

Public Document

S6Q4_13 Where on campus you would expect to find assistance on **planning for careers beyond the academy?** (Mark all that apply)

- ☐ McGraw Center for Teaching and Learning (1)
 - ☐ The Writing Center or Writing Program (2)
 - ☐ Center for Career Development (3)
 - ☐ GradFUTURES (4)
 - ☐ Other units in the Office of the Graduate School (5)
 - ☐ Your Department / Program (6)
 - ☐ Another Source (7)
 - ☒ I don't know (8)
-

Graduate Enrolled Student Survey 2022
Public Document

Display This Question:

If Where on campus you would expect to find assistance on preparing for effective presentations? (Ma... = Another Source
Or Where on campus you would expect to find assistance on speaking to audiences outside your field o... = Another Source
Or Where on campus you would expect to find assistance on achieving standards of academic writing ap... = Another Source
Or Where on campus you would expect to find assistance on preparing articles for publication? (Mark... = Another Source
Or Where on campus you would expect to find assistance on writing grant or fellowship proposals? (Ma... = Another Source
Or Where on campus you would expect to find assistance on conducting collaborative research? (Mark a... = Another Source
Or Where on campus you would expect to find assistance on teaching/pedagogy in your discipline? (Mar... = Another Source
Or Where on campus you would expect to find assistance on training in research or professional ethic... = Another Source
Or Where on campus you would expect to find assistance on avoiding plagiarism and other violations o... = Another Source
Or Where on campus you would expect to find assistance on learning a foreign language for research o... = Another Source
Or Where on campus you would expect to find assistance on preparing for job interviews? (Mark all th... = Another Source
Or Where on campus you would expect to find assistance on planning for an academic career? (Mark all... = Another Source
Or Where on campus you would expect to find assistance on planning for careers beyond the academy? (... = Another Source

S6Q6 Please tell us about the other source(s) where you would expect to find assistance?

Graduate Enrolled Student Survey 2022

Public Document

S6Q7 If there are other areas in which you would like to receive more assistance or support, please include that information below.

Page Break

Graduate Enrolled Student Survey 2022
Public Document

Display This Question:
If Device Type Is Not Mobile

P4_2

Academic Support
Wellbeing & Self

Overall Experience
Programs & Services

Mentoring
Community & Climate

Goals



S7Q1 Thus far, have been an Assistant in Instruction (AI) while at Princeton?

☐ Yes (1)

☐ No (2)

Display This Question:
If Thus far, have been an Assistant in Instruction (AI) while at Princeton? = Yes



Graduate Enrolled Student Survey 2022

Public Document

S7Q2 How helpful has the Assistant in Instruction (AI) experience been with respect to your professional development?

- ☐ Very helpful (4)
- ☐ Somewhat helpful (3)
- ☐ Not very helpful (2)
- ☐ Not at all helpful (1)

Display This Question:

If Thus far, have been an Assistant in Instruction (AI) while at Princeton? = Yes

X→

Graduate Enrolled Student Survey 2022

Public Document

S7Q3 How helpful was the training you received for teaching from:

	Very helpful (4)	Somewhat helpful (3)	Not very helpful (2)	Not at all helpful (1)	No training was provided (5)
The McGraw Center for Teaching and Learning (S7Q3_1)	<input type="radio"/>	<input type="radio"/>	<input type="radio"/>	<input type="radio"/>	<input type="radio"/>
Your Department / Program (S7Q3_2)	<input type="radio"/>	<input type="radio"/>	<input type="radio"/>	<input type="radio"/>	<input type="radio"/>
Other (S7Q3_3)	<input type="radio"/>	<input type="radio"/>	<input type="radio"/>	<input type="radio"/>	<input type="radio"/>

Display This Question:

If Thus far, have been an Assistant in Instruction (AI) while at Princeton? = Yes

X→

Graduate Enrolled Student Survey 2022

Public Document

S7Q4 Rate the extent to which you agree or disagree with the following statements about your most recent teaching appointment

Graduate Enrolled Student Survey 2022

Public Document

	Strongly agree (5)	Generally agree (4)	Neither agree nor disagree (3)	Generally disagree (2)	Strongly disagree (1)
I understood the goals of the course (S7Q4_1)	<input type="radio"/>	<input type="radio"/>	<input type="radio"/>	<input type="radio"/>	<input type="radio"/>
I understood what the faculty expected of me (S7Q4_2)	<input type="radio"/>	<input type="radio"/>	<input type="radio"/>	<input type="radio"/>	<input type="radio"/>
This teaching appointment was related to my program of study (S7Q4_3)	<input type="radio"/>	<input type="radio"/>	<input type="radio"/>	<input type="radio"/>	<input type="radio"/>
I received helpful feedback about my teaching from the course instructor (S7Q4_4)	<input type="radio"/>	<input type="radio"/>	<input type="radio"/>	<input type="radio"/>	<input type="radio"/>

Graduate Enrolled Student Survey 2022
Public Document

I feel
reasonably
well prepared
when
teaching at
Princeton
(S7Q4_5)



I feel
reasonably
well prepared
to design and
deliver an
introductory
course in my
field Core
(S7Q4_6)



I feel
reasonably
well prepared
to design and
deliver an
advanced
seminar
course in my
field
(S7Q4_7)



Graduate Enrolled Student Survey 2022
Public Document

I feel
reasonably
well prepared
to design and
deliver a
graduate
seminar in
my field
(S7Q4_8)

☐ ☐ ☐ ☐ ☐

Display This Question:

If Thus far, have been an Assistant in Instruction (AI) while at Princeton? = Yes



S7Q5 How has this teaching appointment affected your interest in teaching in the future?

- ☐ Increased my interest (3)
- ☐ Made no difference (2)
- ☐ Decreased my interest (1)

Page Break

Graduate Enrolled Student Survey 2022
Public Document

Display This Question:
If Device Type Is Not Mobile

P4_3

Academic Support
Wellbeing & Self

Overall Experience
Programs & Services

Mentoring
Community & Climate

Goals



Graduate Enrolled Student Survey 2022

Public Document

S7Q6 So far, how many research presentations (including poster presentations) have you **made on campus** (not including in-class presentations or in regularly scheduled not-for-credit lab meetings)?

- ☐ None, so far (0)
- ☐ 1 (1)
- ☐ 2 (2)
- ☐ 3 (3)
- ☐ 4 (4)
- ☐ 5 (5)
- ☐ 6 (6)
- ☐ 7 (7)
- ☐ 8 (8)
- ☐ 9 (9)
- ☐ 10 (10)
- ☐ More than ten (11)



Graduate Enrolled Student Survey 2022

Public Document

S7Q7 So far, how many research presentations (including poster presentations) have you made **away from campus** at regional, national, or international meetings/conferences?

- ☐ None, so far (0)
- ☐ 1 (1)
- ☐ 2 (2)
- ☐ 3 (3)
- ☐ 4 (4)
- ☐ 5 (5)
- ☐ 6 (6)
- ☐ 7 (7)
- ☐ 8 (8)
- ☐ 9 (9)
- ☐ 10 (10)
- ☐ More than ten (11)



Graduate Enrolled Student Survey 2022

Public Document

S7Q8 So far, how many regional, national, or international **meetings/conferences have you attended**, including the ones at which you made your research presentations?

- ☐ None, so far (0)
- ☐ 1 (1)
- ☐ 2 (2)
- ☐ 3 (3)
- ☐ 4 (4)
- ☐ 5 (5)
- ☐ 6 (6)
- ☐ 7 (7)
- ☐ 8 (8)
- ☐ 9 (9)
- ☐ 10 (10)
- ☐ More than ten (11)



Graduate Enrolled Student Survey 2022

Public Document

S7Q9 Based on the research you have conducted while a graduate student at Princeton, **how many journal articles, book chapters, or technical reports have you authored or co-authored that have been published or accepted for publication?**

- ☐ None, so far (0)
- ☐ 1 (1)
- ☐ 2 (2)
- ☐ 3 (3)
- ☐ 4 (4)
- ☐ 5 (5)
- ☐ 6 (6)
- ☐ 7 (7)
- ☐ 8 (8)
- ☐ 9 (9)
- ☐ 10 (10)
- ☐ More than ten (11)



Graduate Enrolled Student Survey 2022

Public Document

S7Q10 Based on the research you have conducted while you were a graduate student at Princeton, **how many other articles or book chapters have you authored or co-authored that are currently under review?**

- ☐ None, so far (0)
- ☐ 1 (1)
- ☐ 2 (2)
- ☐ 3 (3)
- ☐ 4 (4)
- ☐ 5 (5)
- ☐ 6 (6)
- ☐ 7 (7)
- ☐ 8 (8)
- ☐ 9 (9)
- ☐ 10 (10)
- ☐ More than ten (11)

End of Block: Academic and Research Support (S6, S7)

Start of Block: Academic Resources (S8)

Graduate Enrolled Student Survey 2022
Public Document

Display This Question:
If Device Type Is Not Mobile

P4_4	Overall Experience	Mentoring	Goals
Academic Support	Programs & Services	Community & Climate	
Wellbeing & Self			

S8H1 Academic Resources



Graduate Enrolled Student Survey 2022

Public Document

Q8Q1 Please assess your department / program in the following areas:

Graduate Enrolled Student Survey 2022
Public Document

	Excellent (5)	Very Good (4)	Good (3)	Fair (2)	Poor (1)	Not used (6)	Not available (7)	Not applicable in my field of study (8)
Program curriculum (Q8Q1_1)	<input type="radio"/>	<input type="radio"/>	<input type="radio"/>	<input type="radio"/>	<input type="radio"/>	<input type="radio"/>	<input type="radio"/>	<input type="radio"/>
Teaching by Princeton faculty (Q8Q1_2)	<input type="radio"/>	<input type="radio"/>	<input type="radio"/>	<input type="radio"/>	<input type="radio"/>	<input type="radio"/>	<input type="radio"/>	<input type="radio"/>
Teaching by visiting faculty (Q8Q1_3)	<input type="radio"/>	<input type="radio"/>	<input type="radio"/>	<input type="radio"/>	<input type="radio"/>	<input type="radio"/>	<input type="radio"/>	<input type="radio"/>
Guest lecturers (Q8Q1_4)	<input type="radio"/>	<input type="radio"/>	<input type="radio"/>	<input type="radio"/>	<input type="radio"/>	<input type="radio"/>	<input type="radio"/>	<input type="radio"/>
Developing me as a scholar (Q8Q1_5)	<input type="radio"/>	<input type="radio"/>	<input type="radio"/>	<input type="radio"/>	<input type="radio"/>	<input type="radio"/>	<input type="radio"/>	<input type="radio"/>
Developing me as a teacher (Q8Q1_6)	<input type="radio"/>	<input type="radio"/>	<input type="radio"/>	<input type="radio"/>	<input type="radio"/>	<input type="radio"/>	<input type="radio"/>	<input type="radio"/>
Opportunity to collaborate across disciplines (Q8Q1_7)	<input type="radio"/>	<input type="radio"/>	<input type="radio"/>	<input type="radio"/>	<input type="radio"/>	<input type="radio"/>	<input type="radio"/>	<input type="radio"/>

Graduate Enrolled Student Survey 2022
Public Document

Opportunity to
study and/or
do research
abroad
(Q8Q1_8)



The range of
academic
research
specializations
of the faculty
within the
department
(Q8Q1_9)



Graduate Enrolled Student Survey 2022

Public Document

S8Q2 Have you used the following academic and research resources:

Graduate Enrolled Student Survey 2022

Public Document

	Yes (1)	No (2)	Not available (3)	Not applicable in my field of study (4)
Research facilities (laboratories, instrumentation, studios, other technical support, infrastructure, etc.) (S8Q2_1)	<input type="radio"/>	<input type="radio"/>	<input type="radio"/>	<input type="radio"/>
Computer / computational facilities (S8Q2_2)	<input type="radio"/>	<input type="radio"/>	<input type="radio"/>	<input type="radio"/>
Information technology resources (S8Q2_3)	<input type="radio"/>	<input type="radio"/>	<input type="radio"/>	<input type="radio"/>
Firestone Library, including electronic resources (S8Q2_4)	<input type="radio"/>	<input type="radio"/>	<input type="radio"/>	<input type="radio"/>
Special research collections (S8Q2_5)	<input type="radio"/>	<input type="radio"/>	<input type="radio"/>	<input type="radio"/>
Personal workspace (e.g., desk, carrel, or office) (S8Q2_6)	<input type="radio"/>	<input type="radio"/>	<input type="radio"/>	<input type="radio"/>

Graduate Enrolled Student Survey 2022
Public Document

Financial support
for your graduate
education
(S8Q2_7)



Display This Question:

If Have you used the following academic and research resources: [Yes] (Count) >= 1



Graduate Enrolled Student Survey 2022

Public Document

S8Q3 Please assess the following academic and research resources:

Display This Choice:

If Have you used the following academic and research resources: = Research facilities (laboratories, instrumentation, studios, other technical support, infrastructure, etc.) [Yes]

Display This Choice:

If Have you used the following academic and research resources: = Computer / computational facilities [Yes]

Display This Choice:

If Have you used the following academic and research resources: = Information technology resources [Yes]

Display This Choice:

If Have you used the following academic and research resources: = Firestone Library, including electronic resources [Yes]

Display This Choice:

If Have you used the following academic and research resources: = Special research collections [Yes]

Display This Choice:

If Have you used the following academic and research resources: = Personal workspace (e.g., desk, carrel, or office) [Yes]

Display This Choice:

If Have you used the following academic and research resources: = Financial support for your graduate education [Yes]

Graduate Enrolled Student Survey 2022

Public Document

	Excellent (5)	Very good (4)	Good (3)	Fair (2)	Poor (1)
<p><i>Display This Choice:</i></p> <p><i>If Have you used the following academic and research resources: = Research facilities (laboratories, instrumentation, studios, other technical support, infrastructure, etc.) [Yes]</i></p> <p>Research facilities (laboratories, instrumentation, studios, other technical support, infrastructure, etc.) (S8Q3_1)</p>	<input type="radio"/>	<input type="radio"/>	<input type="radio"/>	<input type="radio"/>	<input type="radio"/>

Graduate Enrolled Student Survey 2022
Public Document

*Display This
Choice:*

*If Have you
used the
following
academic and
research
resources: =
Computer /
computational
facilities [Yes]*



Computer /
computational
facilities
(S8Q3_2)

*Display This
Choice:*

*If Have you
used the
following
academic and
research
resources: =
Information
technology
resources [Yes]*



Information
technology
resources
(S8Q3_3)

Graduate Enrolled Student Survey 2022
Public Document

*Display This
Choice:*

*If Have you
used the
following
academic and
research
resources: =
Firestone Library,
including
electronic
resources [Yes]*

☐☐☐☐☐

Firestone
Library,
including
electronic
resources
(S8Q3_4)

*Display This
Choice:*

*If Have you
used the
following
academic and
research
resources: =
Special research
collections [Yes]*

☐☐☐☐☐

Special
research
collections
(S8Q3_5)

Graduate Enrolled Student Survey 2022
Public Document

*Display This
Choice:*

*If Have you
used the
following
academic and
research
resources: =
Personal
workspace (e.g.,
desk, carrel, or
office) [Yes]*

☐☐☐☐☐

Personal
workspace
(e.g., desk,
carrel, or office)
(S8Q3_6)

*Display This
Choice:*

*If Have you
used the
following
academic and
research
resources: =
Financial support
for your graduate
education [Yes]*

☐☐☐☐☐

Financial
support for your
graduate
education
(S8Q3_7)

Graduate Enrolled Student Survey 2022
Public Document

End of Block: Academic Resources (S8)

Start of Block: University Services (S9)

Display This Question:

If Device Type Is Not Mobile

P5_1

Academic Support
Wellbeing & Self

Overall Experience
Programs & Services

Mentoring
Community & Climate

Goals

S9H1 University Programs and Services



S9Q1

If you have **utilized the services provided** and/or **participated in programs offered** by an office shown below, **please mark that office.**

Graduate Enrolled Student Survey 2022
Public Document

(Mark all that apply.)

- ☐ Your Program/Department Graduate Office (1)
- ☐ Davis International Center (2)
- ☐ Dining Services (3)
- ☐ Carl A. Fields Center (4)
- ☐ Campus Club (5)
- ☐ Frist Campus Center (6)
- ☐ Gender + Sexuality Resource Center (LGBT Center or Women*s Center) (29)
- ☐ Graduate Housing Office (9)
- ☐ University Health Services, Medical Services (10)
- ☐ Counseling and Psychological Services (11)
- ☐ Recreational Athletics (12)
- ☐ Intramural Athletics (13)
- ☐ Office of the Dean of Religious Life (14)

Graduate Enrolled Student Survey 2022
Public Document

- ☐ Pace Center (15)
- ☐ McGraw Center for Teaching and Learning (16)
- ☐ Princeton Library System (17)
- ☐ Keller Center for Innovation in Engineering Education (18)
- ☐ English Language Program (19)
- ☐ The Writing Program / Center (20)
- ☐ Department of Public Safety (21)
- ☐ Office of Information Technology Help Desk (22)
- ☐ Office of Disability Services (23)
- ☐ AccessAbility Center (24)
- ☐ Office of Technology Transfer (patents, intellectual property) (25)
- ☐ Center for Career Development (Career Services Office) (26)
- ☐ Parking Services (27)
- ☐ TigerTransit/Shuttle Service (28)

Graduate Enrolled Student Survey 2022
Public Document

☐ Wintersession (30)

Display This Question:

If If you have utilized the services provided and/or participated in programs offered by an office s... q://QID127/SelectedChoicesCount Is Greater Than or Equal to 1



Graduate Enrolled Student Survey 2022

Public Document

S9Q2 Please **assess the quality** of the programs and/or services provided by each office:

Display This Choice:

If If you have utilized the services provided and/or participated in programs offered by an office s... = Your Program/Department Graduate Office

Display This Choice:

If If you have utilized the services provided and/or participated in programs offered by an office s... = Davis International Center

Display This Choice:

If If you have utilized the services provided and/or participated in programs offered by an office s... = Dining Services

Display This Choice:

If If you have utilized the services provided and/or participated in programs offered by an office s... = Carl A. Fields Center

Display This Choice:

If If you have utilized the services provided and/or participated in programs offered by an office s... = Campus Club

Display This Choice:

If If you have utilized the services provided and/or participated in programs offered by an office s... = Frist Campus Center

Display This Choice:

*If If you have utilized the services provided and/or participated in programs offered by an office s... = Gender + Sexuality Resource Center (LGBT Center or Women*s Center)*

Display This Choice:

If If you have utilized the services provided and/or participated in programs offered by an office s... = Graduate Housing Office

Display This Choice:

If If you have utilized the services provided and/or participated in programs offered by an office s... = University Health Services, Medical Services

Display This Choice:

If If you have utilized the services provided and/or participated in programs offered by an office s... = Counseling and Psychological Services

Display This Choice:

If If you have utilized the services provided and/or participated in programs offered by an office s... = Recreational Athletics

Display This Choice:

Graduate Enrolled Student Survey 2022

Public Document

If If you have utilized the services provided and/or participated in programs offered by an office s... = Intramural Athletics

Display This Choice:

If If you have utilized the services provided and/or participated in programs offered by an office s... = Office of the Dean of Religious Life

Display This Choice:

If If you have utilized the services provided and/or participated in programs offered by an office s... = Pace Center

Display This Choice:

If If you have utilized the services provided and/or participated in programs offered by an office s... = McGraw Center for Teaching and Learning

Display This Choice:

If If you have utilized the services provided and/or participated in programs offered by an office s... = Princeton Library System

Display This Choice:

If If you have utilized the services provided and/or participated in programs offered by an office s... = Keller Center for Innovation in Engineering Education

Display This Choice:

If If you have utilized the services provided and/or participated in programs offered by an office s... = English Language Program

Display This Choice:

If If you have utilized the services provided and/or participated in programs offered by an office s... = The Writing Program / Center

Display This Choice:

If If you have utilized the services provided and/or participated in programs offered by an office s... = Department of Public Safety

Display This Choice:

If If you have utilized the services provided and/or participated in programs offered by an office s... = Office of Information Technology Help Desk

Display This Choice:

If If you have utilized the services provided and/or participated in programs offered by an office s... = Office of Disability Services

Display This Choice:

If If you have utilized the services provided and/or participated in programs offered by an office s... = AccessAbility Center

Display This Choice:

Graduate Enrolled Student Survey 2022

Public Document

If If you have utilized the services provided and/or participated in programs offered by an office s... = Office of Technology Transfer (patents, intellectual property)

Display This Choice:

If If you have utilized the services provided and/or participated in programs offered by an office s... = Center for Career Development (Career Services Office)

Display This Choice:

If If you have utilized the services provided and/or participated in programs offered by an office s... = Parking Services

Display This Choice:

If If you have utilized the services provided and/or participated in programs offered by an office s... = TigerTransit/Shuttle Service

Display This Choice:

If If you have utilized the services provided and/or participated in programs offered by an office s... = Wintersession

Graduate Enrolled Student Survey 2022

Public Document

	Excellent (5)	Very good (4)	Good (3)	Fair (2)	Poor (1)
<p><i>Display This Choice:</i></p> <p><i>If If you have utilized the services provided and/or participated in programs offered by an office s... = Your Program/Department Graduate Office</i></p>	<input type="radio"/>	<input type="radio"/>	<input type="radio"/>	<input type="radio"/>	<input type="radio"/>
<p>Your Program/Department Graduate Office (S9Q2_1)</p>					
<p><i>Display This Choice:</i></p> <p><i>If If you have utilized the services provided and/or participated in programs offered by an office s... = Davis International Center</i></p>	<input type="radio"/>	<input type="radio"/>	<input type="radio"/>	<input type="radio"/>	<input type="radio"/>
<p>Davis International Center (S9Q2_2)</p>					

Graduate Enrolled Student Survey 2022
Public Document

Display This Choice:

*If If you have
utilized the services
provided and/or
participated in
programs offered by
an office s... = Dining
Services*

☐☐☐☐☐

Dining Services
(S9Q2_3)

Display This Choice:

*If If you have
utilized the services
provided and/or
participated in
programs offered by
an office s... = Carl A.
Fields Center*

☐☐☐☐☐

Carl A. Fields Center
(S9Q2_4)

Display This Choice:

*If If you have
utilized the services
provided and/or
participated in
programs offered by
an office s... = Campus
Club*

☐☐☐☐☐

Campus Club
(S9Q2_5)

Graduate Enrolled Student Survey 2022
Public Document

Display This Choice:

*If If you have
utilized the services
provided and/or
participated in
programs offered by
an office s... = Frist
Campus Center*

☐☐☐☐☐

Frist Campus Center
(S9Q2_6)

Display This Choice:

*If If you have
utilized the services
provided and/or
participated in
programs offered by
an office s... = Gender
+ Sexuality Resource
Center (LGBT Center
or Women*s Center)*

☐☐☐☐☐

Gender + Sexuality
Resource Center
(LGBT Center or
Women*s Center)
(S9Q2_29)

Graduate Enrolled Student Survey 2022
Public Document

Display This Choice:

*If If you have
utilized the services
provided and/or
participated in
programs offered by
an office s... =
Graduate Housing
Office*

Graduate Housing
Office (S9Q2_9)

☐ ☐ ☐ ☐ ☐

Display This Choice:

*If If you have
utilized the services
provided and/or
participated in
programs offered by
an office s... =
University Health
Services, Medical
Services*

University Health
Services, Medical
Services (S9Q2_10)

☐ ☐ ☐ ☐ ☐

Graduate Enrolled Student Survey 2022
Public Document

Display This Choice:

*If If you have
utilized the services
provided and/or
participated in
programs offered by
an office s... =*

*Counseling and
Psychological Services*

Counseling and
Psychological
Services (S9Q2_11)

☐☐☐☐☐

Display This Choice:

*If If you have
utilized the services
provided and/or
participated in
programs offered by
an office s... =*

Recreational Athletics

Recreational
Athletics (S9Q2_12)

☐☐☐☐☐

Display This Choice:

*If If you have
utilized the services
provided and/or
participated in
programs offered by
an office s... =*

Intramural Athletics

Intramural Athletics
(S9Q2_13)

☐☐☐☐☐

Graduate Enrolled Student Survey 2022
Public Document

Display This Choice:

*If If you have
utilized the services
provided and/or
participated in
programs offered by
an office s... = Office of
the Dean of Religious
Life*

Office of the Dean of
Religious Life
(S9Q2_14)

☐☐☐☐☐

Display This Choice:

*If If you have
utilized the services
provided and/or
participated in
programs offered by
an office s... = Pace
Center*

Pace Center
(S9Q2_15)

☐☐☐☐☐

Graduate Enrolled Student Survey 2022
Public Document

Display This Choice:

*If If you have
utilized the services
provided and/or
participated in
programs offered by
an office s... = McGraw
Center for Teaching
and Learning*

McGraw Center for
Teaching and
Learning (S9Q2_16)

☐☐☐☐☐

Display This Choice:

*If If you have
utilized the services
provided and/or
participated in
programs offered by
an office s... =
Princeton Library
System*

Princeton Library
System (S9Q2_17)

☐☐☐☐☐

Graduate Enrolled Student Survey 2022
Public Document

Display This Choice:

*If If you have
utilized the services
provided and/or
participated in
programs offered by
an office s... = Keller
Center for Innovation
in Engineering
Education*

☐☐☐☐☐

Keller Center for
Innovation in
Engineering
Education
(S9Q2_18)

Display This Choice:

*If If you have
utilized the services
provided and/or
participated in
programs offered by
an office s... = English
Language Program*

☐☐☐☐☐

English Language
Program (S9Q2_19)

Graduate Enrolled Student Survey 2022
Public Document

Display This Choice:

*If If you have
utilized the services
provided and/or
participated in
programs offered by
an office s... = The
Writing Program /
Center*

☐ ☐ ☐ ☐ ☐

The Writing Program
/ Center (S9Q2_20)

Display This Choice:

*If If you have
utilized the services
provided and/or
participated in
programs offered by
an office s... =
Department of Public
Safety*

☐ ☐ ☐ ☐ ☐

Department of Public
Safety (S9Q2_21)

Graduate Enrolled Student Survey 2022
Public Document

Display This Choice:
*If If you have
utilized the services
provided and/or
participated in
programs offered by
an office s... = Office of
Information
Technology Help Desk*

Office of Information
Technology Help
Desk (S9Q2_22)

☐☐☐☐☐

Display This Choice:
*If If you have
utilized the services
provided and/or
participated in
programs offered by
an office s... = Office of
Disability Services*

Office of Disability
Services (S9Q2_23)

☐☐☐☐☐

Display This Choice:
*If If you have
utilized the services
provided and/or
participated in
programs offered by
an office s... =
AccessAbility Center*

AccessAbility Center
(S9Q2_24)

☐☐☐☐☐

Graduate Enrolled Student Survey 2022
Public Document

Display This Choice:

*If If you have
utilized the services
provided and/or
participated in
programs offered by
an office s... = Office of
Technology Transfer
(patents, intellectual
property)*

Office of Technology
Transfer (patents,
intellectual property)
(S9Q2_25)

☐☐☐☐☐

Display This Choice:

*If If you have
utilized the services
provided and/or
participated in
programs offered by
an office s... = Center
for Career
Development (Career
Services Office)*

Center for Career
Development
(Career Services
Office) (S9Q2_26)

☐☐☐☐☐

Graduate Enrolled Student Survey 2022
Public Document

Display This Choice:

*If If you have
utilized the services
provided and/or
participated in
programs offered by
an office s... = Parking
Services*

☐☐☐☐☐

**Parking Services
(S9Q2_27)**

Display This Choice:

*If If you have
utilized the services
provided and/or
participated in
programs offered by
an office s... =
TigerTransit/Shuttle
Service*

☐☐☐☐☐

**TigerTransit/Shuttle
Services (S9Q2_28)**

Display This Choice:

*If If you have
utilized the services
provided and/or
participated in
programs offered by
an office s... =
Wintersession*

☐☐☐☐☐

**Wintersession
(S9Q2_30)**

Graduate Enrolled Student Survey 2022
Public Document

Page Break

Graduate Enrolled Student Survey 2022
Public Document

Display This Question:

If Device Type Is Not Mobile

P5_2

Academic Support
Wellbeing & Self

Overall Experience
Programs & Services

Mentoring
Community & Climate

Goals

S9H2 Office of the Dean of the Graduate School

S9Q6 Have you ever been invited to participate in the Graduate Scholars Program (GSP)?

☐ Yes (1)

☐ No (2)

Display This Question:

If Have you ever been invited to participate in the Graduate Scholars Program (GSP)? = Yes

X→

Graduate Enrolled Student Survey 2022

Public Document

S9Q7 How often have you been invited to participate in the Graduate Scholars Program (GSP)?

- ☐ 7 to 10 times (5)
- ☐ 5 to 6 times (4)
- ☐ 3 to 4 times (3)
- ☐ 1 or 2 times (2)
- ☐ Never (0 times) (1)

Display This Question:

If How often have you been invited to participate in the Graduate Scholars Program (GSP)? = 7 to 10 times

Or How often have you been invited to participate in the Graduate Scholars Program (GSP)? = 5 to 6 times

Or How often have you been invited to participate in the Graduate Scholars Program (GSP)? = 3 to 4 times

Or How often have you been invited to participate in the Graduate Scholars Program (GSP)? = 1 or 2 times

Graduate Enrolled Student Survey 2022

Public Document

S9Q8 How often did you participate in the Graduate Scholars Program (GSP)?

- ☐ Every time I was invited (1)
 - ☐ Most times (2)
 - ☐ Sometimes (3)
 - ☐ Rarely (4)
 - ☐ Never (0 times) (5)
-

S9Q9 How helpful was the guidance and services provided by the staff in the Office of the Dean of the Graduate School related to **Academic Affairs** (travel grants, conference funding, fellowship advising, status changes, academic discipline, and other advising)?

- ☐ Extremely helpful (1)
 - ☐ Very helpful (2)
 - ☐ Helpful (3)
 - ☐ Somewhat helpful (4)
 - ☐ Not at all helpful (5)
 - ☐ I have no experience (6)
-

Graduate Enrolled Student Survey 2022
Public Document

S9Q10 How helpful was the guidance and services provided by the staff in the Office of the Dean of the Graduate School related to **Finance and Administration** (fellowship support, AI/AR support, external fellowships and awards)?

- ☐ Extremely helpful (1)
 - ☐ Very helpful (2)
 - ☐ Helpful (3)
 - ☐ Somewhat helpful (4)
 - ☐ Not at all helpful (5)
 - ☐ I have no experience (6)
-

Graduate Enrolled Student Survey 2022

Public Document

S9Q11 How helpful was the guidance and services provided by the staff in the Office of the Dean of the Graduate School related to **Student Life** (social and residential support, behavioral discipline)?

- ☐ Extremely helpful (1)
 - ☐ Very helpful (2)
 - ☐ Helpful (3)
 - ☐ Somewhat helpful (4)
 - ☐ Not at all helpful (5)
 - ☐ I have no experience (6)
-

Graduate Enrolled Student Survey 2022

Public Document

S9Q12 How helpful was the guidance and services provided by the staff in the Office of the Dean of the Graduate School related to **Access, Diversity, and Inclusion** (advising and support for underrepresented students)?

- ☐ Extremely helpful (1)
 - ☐ Very helpful (2)
 - ☐ Helpful (3)
 - ☐ Somewhat helpful (4)
 - ☐ Not at all helpful (5)
 - ☐ I have no experience (6)
-

Graduate Enrolled Student Survey 2022

Public Document

S9Q13 How helpful was the guidance and services provided by the staff in the Office of the Dean of the Graduate School related to **GradFUTURES** (advising, support, and programming around professional development)?

- ☐ Extremely helpful (1)
- ☐ Very helpful (2)
- ☐ Helpful (3)
- ☐ Somewhat helpful (4)
- ☐ Not at all helpful (5)
- ☐ I have no experience (6)



Graduate Enrolled Student Survey 2022

Public Document

S9Q14 In what ways can the Office of the Dean of the Graduate School improve the information and services provided to you? (Mark all that apply)

- ☐ Programs and events (1)
- ☐ Advice or guidance (2)
- ☐ Responsiveness (3)
- ☐ Communication methods to students (4)
- ☐ Other, please specify (5)

Display This Question:

If In what ways can the Office of the Dean of the Graduate School improve the information and servic... = Other, please specify

S9Q14_txt In what other ways can the Office of the Dean of the Graduate School improve the information and services provided to you?

Graduate Enrolled Student Survey 2022
Public Document

S9Q5

Please use the text box below to provide additional feedback to provide any additional feedback you would like to share with the Office of the Dean of the Graduate School.

(Your comments will be shared in their entirety with the Graduate School)

End of Block: University Services (S9)

Start of Block: Support Resources (S10)

Display This Question:

If Device Type Is Not Mobile

P5_3

Academic Support
Wellbeing & Self

Overall Experience
Programs & Services

Mentoring
Community & Climate

Goals

S10H1 Support Resources

Graduate Enrolled Student Survey 2022
Public Document

S10H2 Princeton University has a variety of resources on campus designed to support graduate students including programs that aim to help to create work life balance and aid graduate students with families pursue their academic and personal goals. The following questions are intended to collect information needed to inform the assessment of these programs and to facilitate the consideration of new programs.



S10Q1 What is your current relationship status?

- ☐ Single (1)
 - ☐ Married (2)
 - ☐ Registered Domestic Partner (3)
 - ☐ Civil Union (4)
 - ☐ Live-in Partner (5)
-



S10Q2 Do you have dependent children

- ☐ Yes (1)
- ☐ No (2)

Graduate Enrolled Student Survey 2022
Public Document

Display This Question:

If Do you have dependent children = Yes



S10Q3 How many children live with you?

- ☐ None (0)
- ☐ One (1)
- ☐ Two (2)
- ☐ Three (3)
- ☐ Four (4)
- ☐ Five or more (5)



Graduate Enrolled Student Survey 2022

Public Document

S10Q4 Not including yourself, how many dependents (spouse/partner, children or adults) do you have - that is, how many others receive at least one-half of their financial support from you?

- ☐ None (0)
- ☐ One (1)
- ☐ Two (2)
- ☐ Three (3)
- ☐ Four (4)
- ☐ Five or more (5)



Graduate Enrolled Student Survey 2022

Public Document

S10Q5 Please assess these programs and/or services available to graduate students

Display This Choice:

If Do you have dependent children = Yes

Display This Choice:

If Do you have dependent children = Yes

Display This Choice:

If Do you have dependent children = Yes

Graduate Enrolled Student Survey 2022
Public Document

	Excellent (5)	Very good (4)	Good (3)	Fair (2)	Poor (1)	No experience (6)
Student Health Plan (SHP) (1)	<input type="radio"/>	<input type="radio"/>	<input type="radio"/>	<input type="radio"/>	<input type="radio"/>	<input type="radio"/>
<i>Display This Choice:</i> <i>If Do you have dependent children = Yes</i>	<input type="radio"/>	<input type="radio"/>	<input type="radio"/>	<input type="radio"/>	<input type="radio"/>	<input type="radio"/>
Student Health Plan for eligible dependents (2)	<input type="radio"/>	<input type="radio"/>	<input type="radio"/>	<input type="radio"/>	<input type="radio"/>	<input type="radio"/>
<i>Display This Choice:</i> <i>If Do you have dependent children = Yes</i>	<input type="radio"/>	<input type="radio"/>	<input type="radio"/>	<input type="radio"/>	<input type="radio"/>	<input type="radio"/>
University-affiliated childcare centers (3)	<input type="radio"/>	<input type="radio"/>	<input type="radio"/>	<input type="radio"/>	<input type="radio"/>	<input type="radio"/>
Childbirth Accommodation/Adoption Policy (4)	<input type="radio"/>	<input type="radio"/>	<input type="radio"/>	<input type="radio"/>	<input type="radio"/>	<input type="radio"/>
<i>Display This Choice:</i> <i>If Do you have dependent children = Yes</i>	<input type="radio"/>	<input type="radio"/>	<input type="radio"/>	<input type="radio"/>	<input type="radio"/>	<input type="radio"/>
Graduate Child Assistance Program (GCAP) (5)	<input type="radio"/>	<input type="radio"/>	<input type="radio"/>	<input type="radio"/>	<input type="radio"/>	<input type="radio"/>

Graduate Enrolled Student Survey 2022
Public Document



S10Q5_6 Please assess the following program and/or service available to graduate students:

Carebridge (The program provides confidential assistance to graduate students for managing work, personal or family issues at no charge.)

- ☐ Excellent (5)
 - ☐ Very good (4)
 - ☐ Good (3)
 - ☐ Fair (2)
 - ☐ Poor (1)
 - ☐ No experience (6)
-



S10Q5_7 Please assess the following program and/or service available to graduate students:

Graduate Enrolled Student Survey 2022

Public Document

Backup Care Advantage Program (The program provides graduate students with backup care when you experience temporary disruptions in your child, adult, or elder caregiving arrangements.)

- ☐ Excellent (5)
- ☐ Very good (4)
- ☐ Good (3)
- ☐ Fair (2)
- ☐ Poor (1)
- ☐ No experience (6)



Graduate Enrolled Student Survey 2022
Public Document

S10Q6 Where do you currently live?

- ☐ Graduate College (1)
- ☐ Graduate Annex (2)
- ☐ Lawrence Apartments (3)
- ☐ Lakeside Apartments (4)
- ☐ RGS dorm unit (8)
- ☐ Other University Housing (5)
- ☐ Non-University housing in Princeton (6)
- ☐ Non-University outside of Princeton, and in the US (7)
- ☐ Outside the US (9)

Display This Question:

If Where do you currently live? = Non-University outside of Princeton, and in the US

S10Q7 In what Zip Code do you live?

Graduate Enrolled Student Survey 2022
Public Document



S10Q8 Approximately how long is your commute to your primary work location (department, office, lab) on campus?

- ☐ Less than 10 minutes (1)
- ☐ 10 to 30 minutes (2)
- ☐ 30 to 60 minutes (3)
- ☐ More than one hour (4)

End of Block: Support Resources (S10)

Start of Block: Campus Community (S11)

Display This Question:

If Device Type Is Not Mobile

P6_1

Academic Support
Wellbeing & Self

Overall Experience
Programs & Services

Mentoring
Community & Climate

Goals

S11H1 Campus Community

Graduate Enrolled Student Survey 2022
Public Document



Graduate Enrolled Student Survey 2022

Public Document

S11Q1 During the current school year how frequently have you:

Graduate Enrolled Student Survey 2022

Public Document

	Most of the Time (5)	Often (4)	Sometimes (3)	Rarely (2)	Almost Never (1)
Spent time with new and different people (S11Q1_1)	<input type="radio"/>	<input type="radio"/>	<input type="radio"/>	<input type="radio"/>	<input type="radio"/>
Had your ideas taken seriously by other graduate students (S11Q1_2)	<input type="radio"/>	<input type="radio"/>	<input type="radio"/>	<input type="radio"/>	<input type="radio"/>
Had your ideas taken seriously by the faculty (S11Q1_3)	<input type="radio"/>	<input type="radio"/>	<input type="radio"/>	<input type="radio"/>	<input type="radio"/>
Felt free to express personal feelings and beliefs (S11Q1_4)	<input type="radio"/>	<input type="radio"/>	<input type="radio"/>	<input type="radio"/>	<input type="radio"/>
Spent time with a group of friends who share your interests and values (S11Q1_5)	<input type="radio"/>	<input type="radio"/>	<input type="radio"/>	<input type="radio"/>	<input type="radio"/>

Graduate Enrolled Student Survey 2022
Public Document

Felt accepted
as part of the
campus
community
(S11Q1_6)

☐☐☐☐☐

Felt welcome
most places
on campus
(S11Q1_7)

☐☐☐☐☐

Felt accepted
by the faculty
with whom
you interact
(S11Q1_8)

☐☐☐☐☐

Felt accepted
by the
graduate
students with
whom you
interact
(S11Q1_9)

☐☐☐☐☐

Felt accepted
by the
undergraduate
students with
whom you
interact
(S11Q1_10)

☐☐☐☐☐

Graduate Enrolled Student Survey 2022
Public Document

Felt
comfortable
expressing
opposing view
in your
courses
(S11Q1_11)



Graduate Enrolled Student Survey 2022

Public Document

S11Q2 To what extent do you agree or disagree with the following statements?

Graduate Enrolled Student Survey 2022

Public Document

	Strongly agree (5)	Generally agree (4)	Neither agree nor disagree (3)	Generally disagree (2)	Strongly disagree (1)
Students in my program are treated with respect by faculty. (S11Q2_1)	<input type="radio"/>	<input type="radio"/>	<input type="radio"/>	<input type="radio"/>	<input type="radio"/>
My peers value my research/scholarship. (S11Q2_2)	<input type="radio"/>	<input type="radio"/>	<input type="radio"/>	<input type="radio"/>	<input type="radio"/>
I have to work harder than some of my peers to be perceived as a legitimate scholar. (S11Q2_3)	<input type="radio"/>	<input type="radio"/>	<input type="radio"/>	<input type="radio"/>	<input type="radio"/>
My own relationships and interactions with faculty are positive. (S11Q2_4)	<input type="radio"/>	<input type="radio"/>	<input type="radio"/>	<input type="radio"/>	<input type="radio"/>
I have the resources I need to succeed. (S11Q2_5)	<input type="radio"/>	<input type="radio"/>	<input type="radio"/>	<input type="radio"/>	<input type="radio"/>
My program is responsive to student concerns. (S11Q2_6)	<input type="radio"/>	<input type="radio"/>	<input type="radio"/>	<input type="radio"/>	<input type="radio"/>

Graduate Enrolled Student Survey 2022
Public Document

Financial support for
students in my
program is
distributed fairly.
(S11Q2_7)

☐☐☐☐☐

My program's
procedures are fair
and equitable to all.
(S11Q2_8)

☐☐☐☐☐

Students in my
program are
collegial. (S11Q2_9)

☐☐☐☐☐

I feel included in
informal networks in
my program.
(S11Q2_10)

☐☐☐☐☐

I am comfortable
voicing my feelings
and opinions in front
of others in my
program.
(S11Q2_11)

☐☐☐☐☐

Students are
respected here
regardless of their
race or ethnicity.
(S11Q2_12)

☐☐☐☐☐

Graduate Enrolled Student Survey 2022
Public Document

Students are
respected here
regardless of their
sex, gender identity,
or gender
expression.
(S11Q2_13)

☐☐☐☐☐

Students are
respected here
regardless of their
sexual orientation
(S11Q2_14)

☐☐☐☐☐

Students are
respected here
regardless of their
citizenship or country
of origin.
(S11Q2_15)

☐☐☐☐☐

Graduate Enrolled Student Survey 2022

Public Document

S11Q3 Please tell us to what extent you agree or disagree with the following statement using the following scale

	Strongly agree (5)	Generally agree (4)	Neither agree not disagree (3)	Generally disagree (2)	Strongly disagree (1)
I feel like I belong to the Princeton campus community (S11Q3_1)	<input type="radio"/>	<input type="radio"/>	<input type="radio"/>	<input type="radio"/>	<input type="radio"/>
I feel like I fit in with the people in the Princeton campus community (S11Q3_2)	<input type="radio"/>	<input type="radio"/>	<input type="radio"/>	<input type="radio"/>	<input type="radio"/>
I feel a part of the Princeton campus community (S11Q3_3)	<input type="radio"/>	<input type="radio"/>	<input type="radio"/>	<input type="radio"/>	<input type="radio"/>



Graduate Enrolled Student Survey 2022

Public Document

S11Q4 Please tell us to what extent you agree or disagree with the following statement using the following scale

	Strongly agree (5)	Generally agree (4)	Neither agree not disagree (3)	Generally disagree (2)	Strongly disagree (1)
I feel like I belong to my department / program (S11Q4_1)	<input type="radio"/>	<input type="radio"/>	<input type="radio"/>	<input type="radio"/>	<input type="radio"/>
I feel like I fit in with the people in my department / program (S11Q4_2)	<input type="radio"/>	<input type="radio"/>	<input type="radio"/>	<input type="radio"/>	<input type="radio"/>
I feel a part of my department / program (S11Q4_3)	<input type="radio"/>	<input type="radio"/>	<input type="radio"/>	<input type="radio"/>	<input type="radio"/>



S11Q6

Please tell us to what extent you agree or disagree with the following statement using the following scale.

Graduate Enrolled Student Survey 2022
Public Document

In my department / program...

	Strongly agree (5)	Generally agree (4)	Neither agree not disagree (3)	Generally disagree (2)	Strongly disagree (1)
I feel respected (S11Q4_1)	<input type="radio"/>	<input type="radio"/>	<input type="radio"/>	<input type="radio"/>	<input type="radio"/>
I feel comfortable (S11Q4_2)	<input type="radio"/>	<input type="radio"/>	<input type="radio"/>	<input type="radio"/>	<input type="radio"/>
I trust the faculty to be committed to helping me learn (S11Q4_3)	<input type="radio"/>	<input type="radio"/>	<input type="radio"/>	<input type="radio"/>	<input type="radio"/>
I enjoy being an active participant (Q239_4)	<input type="radio"/>	<input type="radio"/>	<input type="radio"/>	<input type="radio"/>	<input type="radio"/>
I try to say as little as possible (Q239_5)	<input type="radio"/>	<input type="radio"/>	<input type="radio"/>	<input type="radio"/>	<input type="radio"/>
I feel like an outsider (Q239_6)	<input type="radio"/>	<input type="radio"/>	<input type="radio"/>	<input type="radio"/>	<input type="radio"/>
People accept me (Q239_7)	<input type="radio"/>	<input type="radio"/>	<input type="radio"/>	<input type="radio"/>	<input type="radio"/>

Graduate Enrolled Student Survey 2022
Public Document



Graduate Enrolled Student Survey 2022

Public Document

S11Q5 Please tell us to what extent you agree or disagree with the following statement using the following scale

Graduate Enrolled Student Survey 2022

Public Document

	Strongly agree (5)	Generally agree (4)	Neither agree not disagree (3)	Generally disagree (2)	Strongly disagree (1)
I can get what I need in this campus community. (S11Q5_1)	<input type="radio"/>	<input type="radio"/>	<input type="radio"/>	<input type="radio"/>	<input type="radio"/>
This campus community helps me fulfill my needs. (S11Q5_2)	<input type="radio"/>	<input type="radio"/>	<input type="radio"/>	<input type="radio"/>	<input type="radio"/>
I feel like a member of this campus community. (S11Q5_3)	<input type="radio"/>	<input type="radio"/>	<input type="radio"/>	<input type="radio"/>	<input type="radio"/>
I belong in this campus community. (S11Q5_4)	<input type="radio"/>	<input type="radio"/>	<input type="radio"/>	<input type="radio"/>	<input type="radio"/>
I can have an influence on other people in my campus community. (S11Q5_5)	<input type="radio"/>	<input type="radio"/>	<input type="radio"/>	<input type="radio"/>	<input type="radio"/>

Graduate Enrolled Student Survey 2022
Public Document

People in this
campus
community
are good at
influencing
each other.
(S11Q5_6)

☐ ☐ ☐ ☐ ☐

I feel
connected to
this campus
community.
(S11Q5_7)

☐ ☐ ☐ ☐ ☐

I have a good
bond with
others in this
campus
community.
(S10Q5_8)

☐ ☐ ☐ ☐ ☐

End of Block: Campus Community (S11)

Start of Block: Unwelcome Behavior (S12)

Display This Question:

If Device Type Is Not Mobile

P6_2

Academic Support
Wellbeing & Self

Overall Experience
Programs & Services

Mentoring
Community & Climate

Goals

Graduate Enrolled Student Survey 2022
Public Document

S12H1 Unwelcome and Exclusionary Behavior

S12Q9 During the current school year, **have you experienced any unwelcome comments, jokes, offensive remarks, or images directed at you** based your status as a graduate student, race, ethnicity, nationality, sexuality, ability, religion, educational background, economic background, age, research, scholarly interests, affiliations, views, opinions, etc.?

☐ Yes (1)

☐ No (2)

S12Q12 During the current school year, have you **felt singled out or targeted for different or less favorable treatment** based your status as a graduate student, race, ethnicity, nationality, sexuality, ability, religion, educational background, economic background, age, research, scholarly interests, affiliations, views, opinions, etc.?

☐ Yes (1)

☐ No (2)

Graduate Enrolled Student Survey 2022

Public Document

S12Q15 During the current school year, **have you felt excluded from full participation or marginalized** based your status as a graduate student, race, ethnicity, nationality, sexuality, ability, religion, educational background, economic background, age, research, scholarly interests, affiliations, views, opinions, etc.?

☐ Yes (1)

☐ No (2)

S12Q18 During the current school year, **have you heard or observed unwelcome comments, jokes, offensive remarks, or images directed at another person or people** based their status as a graduate student, race, ethnicity, nationality, sexuality, ability, religion, educational background, economic background, age, research, scholarly interests, affiliations, views, opinions, etc.?

☐ Yes (1)

☐ No (2)

Display This Question:

If During the current school year, have you experienced any unwelcome comments, jokes, offensive rem... = Yes

X→

Graduate Enrolled Student Survey 2022

Public Document

S12Q10 During the past 12 months, how frequently **have you experienced** any unwelcome comments, jokes, offensive remarks, or images **directed at you** based on:

Graduate Enrolled Student Survey 2022

Public Document

	Never (1)	Once or twice this year (2)	More frequently (3)
your status as a graduate student (S12Q1_1)	<input type="radio"/>	<input type="radio"/>	<input type="radio"/>
your race (S12Q1_2)	<input type="radio"/>	<input type="radio"/>	<input type="radio"/>
your ethnicity (S12Q1_3)	<input type="radio"/>	<input type="radio"/>	<input type="radio"/>
your nationality (S12Q1_4)	<input type="radio"/>	<input type="radio"/>	<input type="radio"/>
your religion (S12Q1_5)	<input type="radio"/>	<input type="radio"/>	<input type="radio"/>
your gender (S12Q1_6)	<input type="radio"/>	<input type="radio"/>	<input type="radio"/>
your gender identity or expression (S12Q1_7)	<input type="radio"/>	<input type="radio"/>	<input type="radio"/>
your sexual orientation (S12Q1_8)	<input type="radio"/>	<input type="radio"/>	<input type="radio"/>
your disability (S12Q1_9)	<input type="radio"/>	<input type="radio"/>	<input type="radio"/>
your age (S12Q1_10)	<input type="radio"/>	<input type="radio"/>	<input type="radio"/>

Graduate Enrolled Student Survey 2022
Public Document

your educational background (S12Q1_11)	<input type="radio"/>	<input type="radio"/>	<input type="radio"/>
your economic background (S12Q1_12)	<input type="radio"/>	<input type="radio"/>	<input type="radio"/>
your research or scholarly interests (S12Q1_13)	<input type="radio"/>	<input type="radio"/>	<input type="radio"/>
your political views or opinions (S12Q1_14)	<input type="radio"/>	<input type="radio"/>	<input type="radio"/>
another identity (S12Q1_15)	<input type="radio"/>	<input type="radio"/>	<input type="radio"/>

Display This Question:

If During the past 12 months, how frequently have you experienced any unwelcome comments, jokes, off... [Once or twice this year] (Count) > 0

Or During the past 12 months, how frequently have you experienced any unwelcome comments, jokes, off... [More frequently] (Count) > 0

X→

Graduate Enrolled Student Survey 2022

Public Document

S12Q11 Where did you experience such behavior? (Mark all that apply)

- ☐ In the classroom (1)
 - ☐ Department-sponsored academic events (talk or presentation) (2)
 - ☐ In the lab or observing room (3)
 - ☐ At a conference or on a work-related trip (4)
 - ☐ During fieldwork (5)
 - ☐ Department-sponsored social events (6)
 - ☐ Academic or co-curricular spaces (library, office space, public space) (7)
 - ☐ Non-departmental social events with departmental colleagues (parties, social events, social gatherings) (8)
 - ☐ Social events with non-departmental colleagues outside your department (parties, social events, social gatherings) (9)
 - ☐ On-line / Internet (email, social media, websites) (10)
 - ☐ Other places (11) _____
-

Graduate Enrolled Student Survey 2022
Public Document

Display This Question:

If During the current school year, have you felt singled out or targeted for different or less favor... = Yes

X→

Graduate Enrolled Student Survey 2022

Public Document

S12Q13 During the past 12 months, how frequently **have you felt singled out or targeted** for different or less favorable treatment due to:

Graduate Enrolled Student Survey 2022

Public Document

	Never (1)	Once or twice this year (2)	More frequently (3)
your status as a graduate student (S12Q3_1)	<input type="radio"/>	<input type="radio"/>	<input type="radio"/>
your race (S12Q3_2)	<input type="radio"/>	<input type="radio"/>	<input type="radio"/>
your ethnicity (S12Q3_3)	<input type="radio"/>	<input type="radio"/>	<input type="radio"/>
your nationality (S12Q3_4)	<input type="radio"/>	<input type="radio"/>	<input type="radio"/>
your religion (S112Q3_5)	<input type="radio"/>	<input type="radio"/>	<input type="radio"/>
your gender (S12Q3_6)	<input type="radio"/>	<input type="radio"/>	<input type="radio"/>
your gender identity or expression (S12Q3_7)	<input type="radio"/>	<input type="radio"/>	<input type="radio"/>
your sexual orientation (S12Q3_8)	<input type="radio"/>	<input type="radio"/>	<input type="radio"/>
your disability (S12Q3_9)	<input type="radio"/>	<input type="radio"/>	<input type="radio"/>
your age (S12Q3_10)	<input type="radio"/>	<input type="radio"/>	<input type="radio"/>

Graduate Enrolled Student Survey 2022
Public Document

your educational background (S12Q3_11)	<input type="radio"/>	<input type="radio"/>	<input type="radio"/>
your economic background (S12Q3_12)	<input type="radio"/>	<input type="radio"/>	<input type="radio"/>
your research or scholarly interests (S12Q3_13)	<input type="radio"/>	<input type="radio"/>	<input type="radio"/>
your political views or opinions (S12Q3_14)	<input type="radio"/>	<input type="radio"/>	<input type="radio"/>
another identity (S12Q3_15)	<input type="radio"/>	<input type="radio"/>	<input type="radio"/>

Display This Question:

If During the past 12 months, how frequently have you felt singled out or targeted for different or... [Once or twice this year] (Count) > 0

Or During the past 12 months, how frequently have you felt singled out or targeted for different or... [More frequently] (Count) > 0



Graduate Enrolled Student Survey 2022

Public Document

S12Q14 Where did you feel singled-out or targeted? (Mark all that apply)

- ☐ In the classroom (1)
 - ☐ Department-sponsored academic events (talk or presentation) (2)
 - ☐ In the lab or observing room (3)
 - ☐ At a conference or on a work-related trip (4)
 - ☐ During fieldwork (5)
 - ☐ Department-sponsored social events (6)
 - ☐ Academic or co-curricular spaces (library, office space, public space) (7)
 - ☐ Non-departmental social events with departmental colleagues (parties, social events, social gatherings) (8)
 - ☐ Social events with non-departmental colleagues outside your department (parties, social events, social gatherings) (9)
 - ☐ On-line / Internet (email, social media, websites) (10)
 - ☐ Other places (11) _____
-

Graduate Enrolled Student Survey 2022
Public Document

Display This Question:

If During the current school year, have you felt excluded from full participation or marginalized ba... = Yes

X→

Graduate Enrolled Student Survey 2022

Public Document

S12Q16 During the past 12 months, how frequently have **you felt excluded from full participation or marginalized** due to:

Graduate Enrolled Student Survey 2022

Public Document

	Never (1)	Once or twice this year (2)	More frequently (3)
your status as a graduate student (S12Q5_1)	<input type="radio"/>	<input type="radio"/>	<input type="radio"/>
your race (S12Q5_2)	<input type="radio"/>	<input type="radio"/>	<input type="radio"/>
your ethnicity (S12Q5_3)	<input type="radio"/>	<input type="radio"/>	<input type="radio"/>
your nationality (S12Q5_4)	<input type="radio"/>	<input type="radio"/>	<input type="radio"/>
your religion (S12Q5_5)	<input type="radio"/>	<input type="radio"/>	<input type="radio"/>
your gender (S12Q5_6)	<input type="radio"/>	<input type="radio"/>	<input type="radio"/>
your gender identity or expression (S12Q5_7)	<input type="radio"/>	<input type="radio"/>	<input type="radio"/>
your sexual orientation (S12Q5_8)	<input type="radio"/>	<input type="radio"/>	<input type="radio"/>
your disability (S12Q5_9)	<input type="radio"/>	<input type="radio"/>	<input type="radio"/>
your age (S12Q5_10)	<input type="radio"/>	<input type="radio"/>	<input type="radio"/>

Graduate Enrolled Student Survey 2022
Public Document

your educational background (S12Q5_11)	<input type="radio"/>	<input type="radio"/>	<input type="radio"/>
your economic background (S12Q5_12)	<input type="radio"/>	<input type="radio"/>	<input type="radio"/>
your research or scholarly interests (S12Q5_13)	<input type="radio"/>	<input type="radio"/>	<input type="radio"/>
your political views or opinions (S12Q5_14)	<input type="radio"/>	<input type="radio"/>	<input type="radio"/>
another identity (S12Q5_15)	<input type="radio"/>	<input type="radio"/>	<input type="radio"/>

Display This Question:

If During the past 12 months, how frequently have you felt excluded from full participation or margi... [Once or twice this year] (Count) > 0

Or During the past 12 months, how frequently have you felt excluded from full participation or margi... [More frequently] (Count) > 0



Graduate Enrolled Student Survey 2022

Public Document

S12Q17 Where did you feel excluded or marginalized? (Mark all that apply)

- ☐ In the classroom (1)
 - ☐ Department-sponsored academic events (talk or presentation) (2)
 - ☐ In the lab or observing room (3)
 - ☐ At a conference or on a work-related trip (4)
 - ☐ During fieldwork (5)
 - ☐ Department-sponsored social events (6)
 - ☐ Academic or co-curricular spaces (library, office space, public space) (7)
 - ☐ Non-departmental social events with departmental colleagues (parties, social events, social gatherings) (8)
 - ☐ Social events with non-departmental colleagues outside your department (parties, social events, social gatherings) (9)
 - ☐ On-line / Internet (email, social media, websites) (10)
 - ☐ Other places (11) _____
-

Graduate Enrolled Student Survey 2022
Public Document

Display This Question:

If During the current school year, have you heard or observed unwelcome comments, jokes, offensive r... = Yes

X→

Graduate Enrolled Student Survey 2022

Public Document

S12Q19 During the past 12 months, how frequently have **you heard or observed** exclusionary behavior, unwelcome comments, jokes, offensive remarks, or images directed at **another person or people** based on:

Graduate Enrolled Student Survey 2022

Public Document

	Never (1)	Once or twice this year (2)	More frequently (3)
status as a graduate student (S12Q7_1)	<input type="radio"/>	<input type="radio"/>	<input type="radio"/>
race (S12Q7_3)	<input type="radio"/>	<input type="radio"/>	<input type="radio"/>
ethnicity (S12Q7_4)	<input type="radio"/>	<input type="radio"/>	<input type="radio"/>
nationality (S12Q7_5)	<input type="radio"/>	<input type="radio"/>	<input type="radio"/>
religion (S12Q7_6)	<input type="radio"/>	<input type="radio"/>	<input type="radio"/>
gender (S12Q7_7)	<input type="radio"/>	<input type="radio"/>	<input type="radio"/>
gender identity or expression (S12Q7_8)	<input type="radio"/>	<input type="radio"/>	<input type="radio"/>
sexual orientation (S12Q7_9)	<input type="radio"/>	<input type="radio"/>	<input type="radio"/>
disability (S12Q7_10)	<input type="radio"/>	<input type="radio"/>	<input type="radio"/>
age (S12Q7_11)	<input type="radio"/>	<input type="radio"/>	<input type="radio"/>

Graduate Enrolled Student Survey 2022
Public Document

educational background (S12Q7_12)	<input type="radio"/>	<input type="radio"/>	<input type="radio"/>
economic background (S12Q7_13)	<input type="radio"/>	<input type="radio"/>	<input type="radio"/>
research or scholarly interests (S12Q7_14)	<input type="radio"/>	<input type="radio"/>	<input type="radio"/>
political views or opinions (S12Q7_15)	<input type="radio"/>	<input type="radio"/>	<input type="radio"/>
another identity (S12Q7_16)	<input type="radio"/>	<input type="radio"/>	<input type="radio"/>

Display This Question:

If During the past 12 months, how frequently have you heard or observed exclusionary behavior, unwel... [Once or twice this year] (Count) > 0

Or During the past 12 months, how frequently have you heard or observed exclusionary behavior, unwel... [More frequently] (Count) > 0



Graduate Enrolled Student Survey 2022

Public Document

S12Q20 Where did you **hear or observe** the exclusionary behavior, unwelcome comments, jokes, offensive remarks, or images directed at **another person or people**? (Mark all that apply)

- ☐ In the classroom (1)
- ☐ Department-sponsored academic events (talk or presentation) (2)
- ☐ In the lab or observing room (3)
- ☐ At a conference or on a work-related trip (4)
- ☐ During fieldwork (5)
- ☐ Department-sponsored social events (6)
- ☐ Academic or co-curricular spaces (library, office space, public space) (7)
- ☐ Non-departmental social events with departmental colleagues (parties, social events, social gatherings) (8)
- ☐ Social events with non-departmental colleagues outside your department (parties, social events, social gatherings) (9)
- ☐ On-line / Internet (email, social media, websites) (10)
- ☐ Other places (11) _____

Page Break

Graduate Enrolled Student Survey 2022
Public Document

Display This Question:
If Device Type Is Not Mobile

P6_3

Academic Support
Wellbeing & Self

Overall Experience
Programs & Services

Mentoring
Community & Climate

Goals



S12Q9 During the current school year, to what extent do you think that event or activities offered at Princeton emphasized perspectives on societal differences (economic, ethnic, political, religious, etc.)?

- ☐ Far too much (1)
- ☐ Too much (2)
- ☐ About right (3)
- ☐ Too little (4)
- ☐ Far too little (5)

End of Block: Unwelcome Behavior (S12)

Start of Block: Wellbeing (S13)

Graduate Enrolled Student Survey 2022
Public Document

Display This Question:
If Device Type Is Not Mobile

P7_1 Academic Support Wellbeing & Self Overall Experience Programs & Services Mentoring Community & Climate Goals

S13H1 Wellbeing



S13Q1 If you could start over again, would you:

	Definitely (5)	Probably (4)	Maybe (3)	Probably not (2)	Definitely not (1)
Choose to pursue the same degree (1)	<input type="radio"/>	<input type="radio"/>	<input type="radio"/>	<input type="radio"/>	<input type="radio"/>
Choose the same field of study (2)	<input type="radio"/>	<input type="radio"/>	<input type="radio"/>	<input type="radio"/>	<input type="radio"/>
Choose to come to Princeton (3)	<input type="radio"/>	<input type="radio"/>	<input type="radio"/>	<input type="radio"/>	<input type="radio"/>

Graduate Enrolled Student Survey 2022
Public Document



Graduate Enrolled Student Survey 2022

Public Document

S13Q2 Rate the extent to which the following have been obstacles to your academic progress in the last year?

Graduate Enrolled Student Survey 2022

Public Document

	Not an obstacle (1)	A minor obstacle (2)	A major obstacle (3)	Not applicable (4)
Program structure or requirements (1)	<input type="radio"/>	<input type="radio"/>	<input type="radio"/>	<input type="radio"/>
Availability of faculty (2)	<input type="radio"/>	<input type="radio"/>	<input type="radio"/>	<input type="radio"/>
Relationship with adviser (3)	<input type="radio"/>	<input type="radio"/>	<input type="radio"/>	<input type="radio"/>
Competition among your peers (4)	<input type="radio"/>	<input type="radio"/>	<input type="radio"/>	<input type="radio"/>
Cost of housing (5)	<input type="radio"/>	<input type="radio"/>	<input type="radio"/>	<input type="radio"/>
Family obligations (6)	<input type="radio"/>	<input type="radio"/>	<input type="radio"/>	<input type="radio"/>
Insufficient financial support from Princeton (7)	<input type="radio"/>	<input type="radio"/>	<input type="radio"/>	<input type="radio"/>
Immigration laws and regulations (8)	<input type="radio"/>	<input type="radio"/>	<input type="radio"/>	<input type="radio"/>
Physical health issues (9)	<input type="radio"/>	<input type="radio"/>	<input type="radio"/>	<input type="radio"/>
Mental health issues (10)	<input type="radio"/>	<input type="radio"/>	<input type="radio"/>	<input type="radio"/>

Graduate Enrolled Student Survey 2022
Public Document

Academic isolation (11)	<input type="radio"/>	<input type="radio"/>	<input type="radio"/>	<input type="radio"/>
Social isolation (12)	<input type="radio"/>	<input type="radio"/>	<input type="radio"/>	<input type="radio"/>
Your self-confidence (13)	<input type="radio"/>	<input type="radio"/>	<input type="radio"/>	<input type="radio"/>
Time management difficulties (14)	<input type="radio"/>	<input type="radio"/>	<input type="radio"/>	<input type="radio"/>
Current job market (15)	<input type="radio"/>	<input type="radio"/>	<input type="radio"/>	<input type="radio"/>
Issues related to Covid-19 (17)	<input type="radio"/>	<input type="radio"/>	<input type="radio"/>	<input type="radio"/>
Other major obstacle, please describe: (16)	<input type="radio"/>	<input type="radio"/>	<input type="radio"/>	<input type="radio"/>



Graduate Enrolled Student Survey 2022

Public Document

S13Q3 Below are potential sources of stress that you may experience as a graduate student. Please indicate how each has affected you

Graduate Enrolled Student Survey 2022

Public Document

	Not a source of stress (1)	Slightly stressful (2)	Moderately Stressful (3)	Very Stressful (4)
Managing the workload for my courses (1)	<input type="radio"/>	<input type="radio"/>	<input type="radio"/>	<input type="radio"/>
Managing my research/scholarly workload (2)	<input type="radio"/>	<input type="radio"/>	<input type="radio"/>	<input type="radio"/>
Managing my teaching workload (3)	<input type="radio"/>	<input type="radio"/>	<input type="radio"/>	<input type="radio"/>
Obtaining the resources to support my research/scholarship (4)	<input type="radio"/>	<input type="radio"/>	<input type="radio"/>	<input type="radio"/>
Interactions with my adviser (5)	<input type="radio"/>	<input type="radio"/>	<input type="radio"/>	<input type="radio"/>
Personal difficulties with my family, intimate relationships, or friends (6)	<input type="radio"/>	<input type="radio"/>	<input type="radio"/>	<input type="radio"/>
Balancing my multiple commitments (research, scholarship, teaching, personal) (7)	<input type="radio"/>	<input type="radio"/>	<input type="radio"/>	<input type="radio"/>

Graduate Enrolled Student Survey 2022
Public Document

Concerns about my personal finances (8)	<input type="radio"/>	<input type="radio"/>	<input type="radio"/>	<input type="radio"/>
Concerns about my ability to purchase food (9)	<input type="radio"/>	<input type="radio"/>	<input type="radio"/>	<input type="radio"/>
Concerns about my physical health (10)	<input type="radio"/>	<input type="radio"/>	<input type="radio"/>	<input type="radio"/>
Concerns about my emotional/mental health (11)	<input type="radio"/>	<input type="radio"/>	<input type="radio"/>	<input type="radio"/>
Concerns about my future plans (12)	<input type="radio"/>	<input type="radio"/>	<input type="radio"/>	<input type="radio"/>
Concerns about the Covid-19 pandemic (13)	<input type="radio"/>	<input type="radio"/>	<input type="radio"/>	<input type="radio"/>

S13Q3a The University has very limited information about the sleep habits of our graduate students. Would you answer several questions about you sleep patterns during the last four weeks?

☐ Yes (1)

☐ No (2)

Graduate Enrolled Student Survey 2022
Public Document

Display This Question:

If Device Type Is Not Mobile

And The University has very limited information about the sleep habits of our graduate students. Woul... = Yes

P7_2

Academic Support
Wellbeing & Self

Overall Experience
Programs & Services

Mentoring
Community & Climate

Goals

Display This Question:

If The University has very limited information about the sleep habits of our graduate students. Woul... = Yes

S13H2 Sleep Habits

Display This Question:

If The University has very limited information about the sleep habits of our graduate students. Woul... = Yes

S13H3 The next series of questions relate to your usual sleep habits during the **past month (the last 4 weeks)** only. Your answers should indicate the most accurate reply for **the majority of days and not in the past month.**

Display This Question:

If The University has very limited information about the sleep habits of our graduate students. Woul... = Yes



Graduate Enrolled Student Survey 2022
Public Document

S13Q4 During the past month,

	Hour												Minutes												AM / PM	
	1 (1)	2 (2)	3 (3)	4 (4)	5 (5)	6 (6)	7 (7)	8 (8)	9 (9)	10 (10)	11 (11)	12 (12)	0 (0)	0 (0)	1 (1)	1 (1)	2 (2)	2 (2)	3 (3)	3 (3)	4 (4)	45 (45)	50 (50)	55 (55)	A M (1)	P M (2)
What time have you usually gone to bed? (S13Q4_1)										((((((
What time have you usually gotten up in the morning? (S13Q4_2)										((((((

Graduate Enrolled Student Survey 2022
Public Document

Display This Question:

If The University has very limited information about the sleep habits of our graduate students. Woul... = Yes

X→

Graduate Enrolled Student Survey 2022

Public Document

S13Q5 During the past month, how long (in minutes) has it taken you to fall asleep each night?

☐ 1 (1)

☐ 2 (2)

☐ 3 (3)

☐ 4 (4)

☐ 5 (5)

☐ 6 (6)

☐ 7 (7)

☐ 8 (8)

☐ 9 (9)

☐ 10 (10)

☐ 11 (11)

☐ 12 (12)

☐ 13 (13)

☐ 14 (14)

Graduate Enrolled Student Survey 2022
Public Document

- ☐ 15 (15)
- ☐ 16 (16)
- ☐ 17 (17)
- ☐ 18 (18)
- ☐ 19 (19)
- ☐ 20 (20)
- ☐ 21 (21)
- ☐ 22 (22)
- ☐ 23 (23)
- ☐ 24 (24)
- ☐ 25 (25)
- ☐ 26 (26)
- ☐ 27 (27)
- ☐ 28 (28)
- ☐ 29 (29)

Graduate Enrolled Student Survey 2022
Public Document

☐ 30 (30)

☐ 31 (31)

☐ 32 (32)

☐ 33 (33)

☐ 34 (34)

☐ 35 (35)

☐ 36 (36)

☐ 37 (37)

☐ 38 (38)

☐ 39 (39)

☐ 40 (40)

☐ 41 (41)

☐ 42 (42)

☐ 43 (43)

☐ 44 (44)

Graduate Enrolled Student Survey 2022
Public Document

☐ 45 (45)

☐ 46 (46)

☐ 47 (47)

☐ 48 (48)

☐ 49 (49)

☐ 50 (50)

☐ 51 (51)

☐ 52 (52)

☐ 53 (53)

☐ 54 (54)

☐ 55 (55)

☐ 56 (56)

☐ 57 (57)

☐ 58 (58)

☐ 59 (59)

Graduate Enrolled Student Survey 2022
Public Document

☐ 60 (60)

☐ 61 (61)

☐ 62 (62)

☐ 63 (63)

☐ 64 (64)

☐ 65 (65)

☐ 66 (66)

☐ 67 (67)

☐ 68 (68)

☐ 69 (69)

☐ 70 (70)

☐ 71 (71)

☐ 72 (72)

☐ 73 (73)

☐ 74 (74)

Graduate Enrolled Student Survey 2022
Public Document

☐ 75 (75)

☐ 76 (76)

☐ 77 (77)

☐ 78 (78)

☐ 79 (79)

☐ 80 (80)

☐ 81 (81)

☐ 82 (82)

☐ 83 (83)

☐ 84 (84)

☐ 85 (85)

☐ 86 (86)

☐ 87 (87)

☐ 88 (88)

☐ 89 (89)

Graduate Enrolled Student Survey 2022
Public Document

☐ 90 (90)

Display This Question:

If The University has very limited information about the sleep habits of our graduate students. Woul... = Yes

Graduate Enrolled Student Survey 2022

Public Document

S13Q6 How many hours of actual sleep did you get at night?

- ☐ 1 (1)
- ☐ 2 (2)
- ☐ 3 (3)
- ☐ 4 (4)
- ☐ 5 (5)
- ☐ 6 (6)
- ☐ 7 (7)
- ☐ 8 (8)
- ☐ 9 (9)
- ☐ 10 (10)
- ☐ 11 (11)
- ☐ 12 (12)
- ☐ 13 (13)
- ☐ 14 (14)

Graduate Enrolled Student Survey 2022
Public Document

- ☐ 15 (15)
- ☐ 16 (16)
- ☐ 17 (17)
- ☐ 18 (18)
- ☐ 19 (19)
- ☐ 20 (20)
- ☐ 21 (21)
- ☐ 22 (22)
- ☐ 23 (23)
- ☐ 24 (24)

Display This Question:

If The University has very limited information about the sleep habits of our graduate students. Woul... = Yes

Graduate Enrolled Student Survey 2022
Public Document

S13Q7 How many hours were you in bed?

- ☐ 1 (1)
- ☐ 2 (2)
- ☐ 3 (3)
- ☐ 4 (4)
- ☐ 5 (5)
- ☐ 6 (6)
- ☐ 7 (7)
- ☐ 8 (8)
- ☐ 9 (9)
- ☐ 10 (10)
- ☐ 11 (11)
- ☐ 12 (12)
- ☐ 13 (13)
- ☐ 14 (14)

Graduate Enrolled Student Survey 2022
Public Document

- ☐ 15 (15)
- ☐ 16 (16)
- ☐ 17 (17)
- ☐ 18 (18)
- ☐ 19 (19)
- ☐ 20 (20)
- ☐ 21 (21)
- ☐ 22 (22)
- ☐ 23 (23)
- ☐ 24 (24)

Display This Question:

If The University has very limited information about the sleep habits of our graduate students. Woul... = Yes

X→

Graduate Enrolled Student Survey 2022

Public Document

S13Q8 During the past month, how often have you had trouble sleeping because you:

Graduate Enrolled Student Survey 2022

Public Document

	Not during the past month (1)	Less than once a week (2)	Once or twice a week (3)	Three or more times a week (4)
Cannot get to sleep within 30 minutes (1)	<input type="radio"/>	<input type="radio"/>	<input type="radio"/>	<input type="radio"/>
Wake up in the middle of the night or early morning (2)	<input type="radio"/>	<input type="radio"/>	<input type="radio"/>	<input type="radio"/>
Have to get up to use the bathroom (3)	<input type="radio"/>	<input type="radio"/>	<input type="radio"/>	<input type="radio"/>
Cannot breathe comfortably (4)	<input type="radio"/>	<input type="radio"/>	<input type="radio"/>	<input type="radio"/>
Cough or snore loudly (5)	<input type="radio"/>	<input type="radio"/>	<input type="radio"/>	<input type="radio"/>
Feel too cold (6)	<input type="radio"/>	<input type="radio"/>	<input type="radio"/>	<input type="radio"/>
Feel too hot (7)	<input type="radio"/>	<input type="radio"/>	<input type="radio"/>	<input type="radio"/>
Have bad dreams (8)	<input type="radio"/>	<input type="radio"/>	<input type="radio"/>	<input type="radio"/>
Have pain (9)	<input type="radio"/>	<input type="radio"/>	<input type="radio"/>	<input type="radio"/>
Other reason(s) (10)	<input type="radio"/>	<input type="radio"/>	<input type="radio"/>	<input type="radio"/>

Graduate Enrolled Student Survey 2022
Public Document

Display This Question:

If The University has very limited information about the sleep habits of our graduate students. Woul... = Yes

X→

Graduate Enrolled Student Survey 2022
Public Document

S13Q9 During the past month:

	Not during the past month (1)	Less than once a week (2)	Once or twice a week (3)	Three or more times a week (4)
How often have you taken medicine (prescribed or “over the counter”) to help you sleep? (1)	<input type="radio"/>	<input type="radio"/>	<input type="radio"/>	<input type="radio"/>
How often have you had trouble staying awake while driving, eating meals, or engaging in social activity? (2)	<input type="radio"/>	<input type="radio"/>	<input type="radio"/>	<input type="radio"/>
How much of a problem has it been for you to keep up enthusiasm to get things done? (3)	<input type="radio"/>	<input type="radio"/>	<input type="radio"/>	<input type="radio"/>

Graduate Enrolled Student Survey 2022
Public Document

Display This Question:

If The University has very limited information about the sleep habits of our graduate students. Woul... = Yes

X→

S13Q10 During the past month, how would you rate your sleep quality overall?

- ☐ Very good (4)
- ☐ Fairly good (3)
- ☐ Fairly bad (2)
- ☐ Very bad (1)

Page Break

Graduate Enrolled Student Survey 2022
Public Document

Display This Question:
If Device Type Is Not Mobile

P7_3

Academic Support
Wellbeing & Self

Overall Experience
Programs & Services

Mentoring
Community & Climate

Goals



Graduate Enrolled Student Survey 2022

Public Document

S13Q11 Over the **last two (2) weeks**, how often have you been bothered by any of the following problems?

Graduate Enrolled Student Survey 2022

Public Document

	Not at all (1)	Several days (2)	More than half the days (3)	Nearly every day (4)
Little interest or pleasure in doing things (1)	<input type="radio"/>	<input type="radio"/>	<input type="radio"/>	<input type="radio"/>
Feeling down, depressed, or hopeless (2)	<input type="radio"/>	<input type="radio"/>	<input type="radio"/>	<input type="radio"/>
Trouble falling or staying asleep, or sleeping too much (3)	<input type="radio"/>	<input type="radio"/>	<input type="radio"/>	<input type="radio"/>
Feeling tired or having little energy (4)	<input type="radio"/>	<input type="radio"/>	<input type="radio"/>	<input type="radio"/>
Poor appetite or overeating (5)	<input type="radio"/>	<input type="radio"/>	<input type="radio"/>	<input type="radio"/>
Feeling bad about yourself-- or that you are a failure or have let yourself or family down (6)	<input type="radio"/>	<input type="radio"/>	<input type="radio"/>	<input type="radio"/>
Trouble concentrating on things, such as reading the newspaper or watching television (7)	<input type="radio"/>	<input type="radio"/>	<input type="radio"/>	<input type="radio"/>

Graduate Enrolled Student Survey 2022
Public Document

Moving or speaking so slowly that other people have noticed. Or the opposite--being so fidgety or restless that you have been moving around a lot more than usual (8)

Thought that you would be better off dead, or of hurting yourself (9)

<input type="radio"/>	<input type="radio"/>	<input type="radio"/>	<input type="radio"/>
<input type="radio"/>	<input type="radio"/>	<input type="radio"/>	<input type="radio"/>

Display This Question:

If Over the last two (2) weeks, how often have you been bothered by any of the following problems? [Several days] (Count) > 0

Or Over the last two (2) weeks, how often have you been bothered by any of the following problems? [More than half the days] (Count) > 0

Or Over the last two (2) weeks, how often have you been bothered by any of the following problems? [Nearly every day] (Count) > 0



Graduate Enrolled Student Survey 2022

Public Document

S13Q12 How difficult have these problems made it for you to do your work, take care of things at home or get along with other people?

- ☐ Not difficult at all (1)
- ☐ Somewhat difficult (2)
- ☐ Very difficult (3)
- ☐ Extremely difficult (4)

Page Break

Graduate Enrolled Student Survey 2022
Public Document

Display This Question:
If Device Type Is Not Mobile

P7_4

Academic Support
Wellbeing & Self

Overall Experience
Programs & Services

Mentoring
Community & Climate

Goals



Graduate Enrolled Student Survey 2022

Public Document

S13Q13 Over the **last two (2) weeks**, how often have you been bothered by any of the following problems?

	Not at all (1)	Several days (2)	More than half the days (3)	Nearly every day (4)
Feeling nervous, anxious, or on edge (490)	<input type="radio"/>	<input type="radio"/>	<input type="radio"/>	<input type="radio"/>
Not being able to stop or control worrying (491)	<input type="radio"/>	<input type="radio"/>	<input type="radio"/>	<input type="radio"/>
Worrying too much about different things (492)	<input type="radio"/>	<input type="radio"/>	<input type="radio"/>	<input type="radio"/>
Trouble relaxing (493)	<input type="radio"/>	<input type="radio"/>	<input type="radio"/>	<input type="radio"/>
Being so restless that it is hard to sit still (494)	<input type="radio"/>	<input type="radio"/>	<input type="radio"/>	<input type="radio"/>
Becoming easily annoyed or irritated (495)	<input type="radio"/>	<input type="radio"/>	<input type="radio"/>	<input type="radio"/>
Feeling afraid as if something awful might happen (496)	<input type="radio"/>	<input type="radio"/>	<input type="radio"/>	<input type="radio"/>

Graduate Enrolled Student Survey 2022
Public Document

Display This Question:

If Over the last two (2) weeks, how often have you been bothered by any of the following problems? [Several days] (Count) > 0

Or Over the last two (2) weeks, how often have you been bothered by any of the following problems? [More than half the days] (Count) > 0

Or Over the last two (2) weeks, how often have you been bothered by any of the following problems? [Nearly every day] (Count) > 0



S13Q14 How difficult have these problems made it for you to do your work, take care of things at home or get along with other people?

- ☐ Not difficult at all (1)
- ☐ Somewhat difficult (2)
- ☐ Very difficult (3)
- ☐ Extremely difficult (4)

Page Break

Graduate Enrolled Student Survey 2022
Public Document

Display This Question:
If Device Type Is Not Mobile

P7_5

Academic Support
Wellbeing & Self

Overall Experience
Programs & Services

Mentoring
Community & Climate

Goals



Graduate Enrolled Student Survey 2022

Public Document

S13Q16 Please indicate your agreement or disagreement with each of the following statements using the scale below.

Graduate Enrolled Student Survey 2022

Public Document

	Strongly agree (5)	Agree (4)	Neither agree nor disagree (3)	Disagree (2)	Strongly disagree (1)
My life has a clear sense of purpose (1)	<input type="radio"/>	<input type="radio"/>	<input type="radio"/>	<input type="radio"/>	<input type="radio"/>
I am optimistic about my future (2)	<input type="radio"/>	<input type="radio"/>	<input type="radio"/>	<input type="radio"/>	<input type="radio"/>
My life is going well (3)	<input type="radio"/>	<input type="radio"/>	<input type="radio"/>	<input type="radio"/>	<input type="radio"/>
I feel good most of the time (4)	<input type="radio"/>	<input type="radio"/>	<input type="radio"/>	<input type="radio"/>	<input type="radio"/>
What I do in life is valuable and worthwhile (5)	<input type="radio"/>	<input type="radio"/>	<input type="radio"/>	<input type="radio"/>	<input type="radio"/>
I can succeed if I put my mind to it (6)	<input type="radio"/>	<input type="radio"/>	<input type="radio"/>	<input type="radio"/>	<input type="radio"/>
I am achieving most of my goals (7)	<input type="radio"/>	<input type="radio"/>	<input type="radio"/>	<input type="radio"/>	<input type="radio"/>

Graduate Enrolled Student Survey 2022
Public Document

In most
activities I do,
I feel
energized (8)

☐☐☐☐☐

There are
people who
appreciate
me as a
person (9)

☐☐☐☐☐

I feel a sense
of belonging
in my
community
(10)

☐☐☐☐☐

End of Block: Wellbeing (S13)

Start of Block: About You (S16)

Display This Question:

If Device Type Is Not Mobile

P7_6

Academic Support
Wellbeing & Self

Overall Experience
Programs & Services

Mentoring
Community & Climate

Goals

Graduate Enrolled Student Survey 2022
Public Document

S16H1 About you



S16Q1 What is your gender identity? (Mark all that apply.)

- ☐ Woman (1)
- ☐ Man (2)
- ☐ Cisgender person (3)
- ☐ Transgender person (4)
- ☐ Genderqueer / Gender non-conforming / Nonbinary person (5)
- ☐ Another Identity (6) _____
-



Graduate Enrolled Student Survey 2022
Public Document

S16Q16 What is your sexual orientation? (Mark all that apply.)

- ☐ Asexual (1)
- ☐ Bisexual (2)
- ☐ Gay / Lesbian (3)
- ☐ Heterosexual / straight (4)
- ☐ Pansexual (8)
- ☐ Queer (5)
- ☐ Questioning or unsure (6)
- ☐ Same-gender loving (9)
- ☐ An identity not listed (please specify) (7) _____
-



S16Q3 Were your born in the United States?

- ☐ Yes (1)
- ☐ No (2)

Graduate Enrolled Student Survey 2022
Public Document

Display This Question:

If Were your born in the United States? = No

X→

Graduate Enrolled Student Survey 2022

Public Document

S16Q4 How old were you when you moved to the United States?

- ☐ Less than 1 year old (1)
- ☐ 1 (2)
- ☐ 2 (3)
- ☐ 3 (4)
- ☐ 4 (5)
- ☐ 5 (6)
- ☐ 6 (7)
- ☐ 7 (8)
- ☐ 8 (9)
- ☐ 9 (10)
- ☐ 10 (11)
- ☐ 11 (12)
- ☐ 12 (13)
- ☐ 13 (14)

Graduate Enrolled Student Survey 2022
Public Document

- ☐ 14 (15)
- ☐ 15 (16)
- ☐ 16 (17)
- ☐ 17 (18)
- ☐ 18 (19)
- ☐ 19 (20)
- ☐ 20 (21)
- ☐ 21 (22)
- ☐ 22 (23)
- ☐ 23 (24)
- ☐ 24 (25)
- ☐ 25 (26)
- ☐ 26 (27)
- ☐ 27 (28)
- ☐ 28 (29)

Graduate Enrolled Student Survey 2022
Public Document

- ☐ 29 (30)
- ☐ 30 (31)
- ☐ 31 (32)
- ☐ 32 (33)
- ☐ 33 (34)
- ☐ 34 (35)
- ☐ 35 (36)
- ☐ 36 (37)
- ☐ 37 (38)
- ☐ 38 (39)
- ☐ 39 (40)
- ☐ 40 (41)
- ☐ 41 (42)
- ☐ 42 (43)
- ☐ 43 (44)

Graduate Enrolled Student Survey 2022
Public Document

- ☐ 44 (45)
 - ☐ 45 (46)
 - ☐ 46 (47)
 - ☐ 47 (48)
 - ☐ 48 (49)
 - ☐ 49 (50)
 - ☐ 50 or older (51)
-



S16Q5 Are you a U.S. citizen or permanent resident (hold a permanent Visa)?

- ☐ Yes (1)
 - ☐ No (2)
-



Graduate Enrolled Student Survey 2022
Public Document

S16Q6 Your race or ethnic group. (Mark all that apply.)

- ☐ Asian (including Indian subcontinent and Philippines) (2)
- ☐ Black or African American (including Africa or Caribbean) (4)
- ☐ Hispanic or Latino (including South America, Central America or Cuba) (5)
- ☐ Middle East and North Africa (9)
- ☐ Native American, Alaskan Native (1)
- ☐ Native Hawaiian, Samoan, Chamorro, or other Pacific Islander (3)
- ☐ White (6)
- ☐ Biracial or multiracial (7)
- ☐ Other, please specify (8) _____

Display This Question:

If Your race or ethnic group. (Mark all that apply.) = Asian (including Indian subcontinent and Philippines)

X→

Graduate Enrolled Student Survey 2022
Public Document

S16Q7 Are you?

☐ Cambodian (10)

☐ Chinese (1)

☐ Filipino (2)

☐ Hmong (11)

☐ Asian Indian (3)

☐ Japanese (4)

☐ Korean (5)

☐ Pakistani (6)

☐ Taiwanese (7)

☐ Vietnamese (8)

☐ Other (please specify) (9) _____



Graduate Enrolled Student Survey 2022

Public Document

S16Q8 Are you the first person in your immediate family to attend graduate or professional school?

☐ Yes (1)

☐ No (2)



S16Q9 What is the highest level of education completed by any of your parent(s)/guardian(s)?

☐ Elementary school (K-6) (1)

☐ Middle school (7-8) (2)

☐ High school (9-12) (3)

☐ Associate's Degree (4)

☐ Bachelor's degree (5)

☐ Master's degree (6)

☐ Professional degree (e.g. medical or legal degree) (7)

☐ Doctoral degree (8)



Graduate Enrolled Student Survey 2022

Public Document

S16Q10 Which of the following best describes your social class when you were growing up?

- ☐ Low income or poor (1)
 - ☐ Working class (2)
 - ☐ Middle class (3)
 - ☐ Upper-middle or professional-middle (4)
 - ☐ Wealthy (5)
-



S16Q11 Are you an active U.S. military member or U.S. military veteran?

- ☐ Yes (1)
 - ☐ No (2)
-



Graduate Enrolled Student Survey 2022
Public Document

S16Q12 What is your religious or faith-based identity?

- ☐ Baptist (1)
- ☐ Buddhist (2)
- ☐ Christian Church (Disciples of Christ) (3)
- ☐ Church of Christ (4)
- ☐ Eastern Orthodox (5)
- ☐ Episcopalian (6)
- ☐ Evangelical Christian (7)
- ☐ Hindu (8)
- ☐ Jewish (9)
- ☐ Jain (10)
- ☐ Latter-day Saints (LDS / Mormon) (11)
- ☐ Lutheran (12)
- ☐ Methodist (13)
- ☐ Muslim (14)

Graduate Enrolled Student Survey 2022
Public Document

- ☐ Pagan (15)
- ☐ Presbyterian (16)
- ☐ Quaker (17)
- ☐ Roman Catholic (18)
- ☐ Secular Humanist (19)
- ☐ Sikh (20)
- ☐ United Church of Christ (21)
- ☐ Zoroastrian (22)
- ☐ Other Christian (23) _____
- ☐ Other Religion (24) _____
- ☐ Non-denominational (25)
- ☐ No particular religion (26)
- ☐ Agnostic (27)
- ☐ Atheist (28)
- ☐ None (29)

Graduate Enrolled Student Survey 2022
Public Document



S16Q17 In terms of **social and cultural issues**, how liberal or conservative are you in an American context?

- ☐ Extremely liberal (1)
- ☐ Liberal (2)
- ☐ Slightly liberal (3)
- ☐ Neither liberal nor conservative (4)
- ☐ Slightly conservative (5)
- ☐ Conservative (7)
- ☐ Extremely conservative (8)
- ☐ I don't usually have an opinion on social and cultural issues (6)



Graduate Enrolled Student Survey 2022

Public Document

S16Q18 In terms of **economic issues**, how liberal or conservative are you in an American context?

- ☐ Extremely liberal (1)
- ☐ Liberal (2)
- ☐ Slightly liberal (3)
- ☐ Neither liberal nor conservative (4)
- ☐ Slightly conservative (5)
- ☐ Conservative (7)
- ☐ Extremely conservative (8)
- ☐ I don't usually have an opinion on economic issues (6)



Graduate Enrolled Student Survey 2022

Public Document

S16Q18 In terms of **political issues**, how liberal or conservative are you in an American context?

- ☐ Extremely liberal (1)
- ☐ Liberal (2)
- ☐ Slightly liberal (3)
- ☐ Neither liberal nor conservative (4)
- ☐ Slightly conservative (5)
- ☐ Conservative (7)
- ☐ Extremely conservative (8)
- ☐ I don't usually have an opinion on political issues (6)

End of Block: About You (S16)

Start of Block: Library (S14)

S14H1 Library

X→

Graduate Enrolled Student Survey 2022

Public Document

S14Q1 Would you answer several additional questions about the resources provided by the Library?

☐ Yes (1)

☐ No (2)

Display This Question:

If Would you answer several additional questions about the resources provided by the Library? = Yes

X→

Graduate Enrolled Student Survey 2022

Public Document

S14Q2 How important is each of the categories of source material listed below for your research?

Graduate Enrolled Student Survey 2022

Public Document

	Essential (5)	Very Important (4)	Somewhat Important (3)	Marginally important (2)	Not at all important (1)
News or magazine articles (S14Q2_1)	<input type="radio"/>	<input type="radio"/>	<input type="radio"/>	<input type="radio"/>	<input type="radio"/>
Data/ Datasets (S14Q2_2)	<input type="radio"/>	<input type="radio"/>	<input type="radio"/>	<input type="radio"/>	<input type="radio"/>
Images (print or electronic) (S14Q2_3)	<input type="radio"/>	<input type="radio"/>	<input type="radio"/>	<input type="radio"/>	<input type="radio"/>
Articles in academic journals (S14Q2_4)	<input type="radio"/>	<input type="radio"/>	<input type="radio"/>	<input type="radio"/>	<input type="radio"/>
Archival collections and other collections of unpublished materials (S14Q2_5)	<input type="radio"/>	<input type="radio"/>	<input type="radio"/>	<input type="radio"/>	<input type="radio"/>
Rare books or scarce materials (in any format) (S14Q2_6)	<input type="radio"/>	<input type="radio"/>	<input type="radio"/>	<input type="radio"/>	<input type="radio"/>

Graduate Enrolled Student Survey 2022
Public Document

Audio and/or
video
materials or
materials in
other media
(S14Q2_7)

☐☐☐☐☐

Print books
(S14Q2_8)

☐☐☐☐☐

Electronic
books
(S14Q2_9)

☐☐☐☐☐

Display This Question:

If Would you answer several additional questions about the resources provided by the Library? = Yes

X→

Graduate Enrolled Student Survey 2022

Public Document

S14Q3 To what extent do you agree or disagree with the following statement? The library serves as a starting point for locating information, resources, or citations that I use for my coursework or research projects.

- ☐ Strongly Agree (5)
- ☐ Agree (4)
- ☐ Neither Agree nor Disagree (3)
- ☐ Disagree (2)
- ☐ Strongly disagree (1)

Display This Question:

If Would you answer several additional questions about the resources provided by the Library? = Yes

X→

Graduate Enrolled Student Survey 2022

Public Document

S14Q4 What was the main reason for your most recent interaction with a librarian or library staff member? (Mark all that apply)

- ☐ To get help with identifying or locating relevant resources for coursework or research projects (1)
- ☐ To checkout an item or items from the library's collection (2)
- ☐ To borrow a device such as a laptop, tablet, or e-reader (3)
- ☐ To get help with technology (4)
- ☐ To find a place to work or study (5)
- ☐ To get help in navigating a campus library building (6)
- ☐ To get help working with data (such as help with GIS, text mining or content analysis, image compression, statistical analysis, storing or organizing large datasets, etc.) (7)
- ☐ To pick-up an item from Interlibrary Loan or Borrow Direct (8)
- ☐ To use material in Rare Books and Special Collections or in Mudd Library (Archives) (9)
- ☐ Other (please specify) (10) _____

End of Block: Library (S14)

Start of Block: Submit (S17)

S17H1 Last Page

Graduate Enrolled Student Survey 2022
Public Document

S17Q1

Please use the space below to elaborate on any questions above and/or to comment on any other aspect of your graduate experience not cover in this questionnaire.

(These comments will be shared in their entirety with the Graduate School and your Department's Director of Graduate Studies)

Submit

Thank you for completing the Graduate Student Survey.

For more information about the topics addressed in the survey we encourage to see our list of resources at:

<https://gradschool.princeton.edu/life-princeton/support-resources>

<https://uhs.princeton.edu/>

<https://uhs.princeton.edu/counseling-psychological-services>

If you would like to talk with someone about questions and concerns related to your mental and emotional wellbeing please contact:
Counseling and Psychological Services (CPS) 609-258-3285

If you have any technical questions about the survey, please contact:

Graduate Enrolled Student Survey 2022
Public Document

Jed Marsh
Vice Provost for Institutional Research
322 Nassau Hall
jmarsh@princeton.edu
609.258.7860

If you are ready to submit your answers please **click the submit button located in the lower right corner.**